



2005 Sun Devil Baseball

ASU Media Relations
(P) 480-965-6594
(F) 480-965-5408
Baseball SID Contact: Jeff Evans
E-Mail: Jeff.Evans@asu.edu
Website: www.TheSunDevils.com

2005 Record: 18-13, 2-1 Pac-10
2005 Home Record: 9-4
2005 Road/Neutral Record: 9-9
2005 vs. Ranked Opponents 6-11
ASU All-Time Record: 2,376-1,167-6
Head Coach: Pat Murphy (792-380-4)

**** Five-Time NCAA National Champions (1965, 1967, 1969, 1977, 1981) ****

2005 Schedule and Results

(18-13, 2-1 Pac-10)

DATE	OPPONENT	RESULT/TIME
1/28	Long Beach State (#14)	L, 3-7
1/29	Long Beach State (#14)	W, 8-6
1/30	Long Beach State (#14)	L, 1-11
2/4	New Mexico State#	W, 12-0
2/5	Gonzaga#	W, 10-8
2/6	Oregon State#	L, 6-12
2/7	New Mexico State#	W, 11-10
2/11	South Alabama^	W, 7-2
2/12	Oklahoma^	W, 7-5
2/13	Gonzaga^	L, 0-2
2/15	at Arizona (#9)	L, 6-7 (14)
2/18	at Tulane (#1)	L, 2-8
2/19	at Tulane (#1)	L, 2-7
2/20	at Tulane (#1)	L, 3-9
2/23	at Arizona (#7)	L, 5-11
2/25	Baylor (#8)	W, 5-3
2/26	Baylor (#8)	W, 12-4
2/27	Baylor (#8)	L, 7-8 (10)
3/4	vs. North Carolina\$ (#4)	W, 4-3 (11)
3/5	at East Carolina\$	W, 10-3
3/6	vs. Ohio State\$	W, 3-0
3/11	at LSU (#5)	L, 5-6
3/12	vs. Western Illinois	W, 19-1
3/13	vs. Western Illinois	W, 30-13
3/13	at LSU (#5)	L, 3-20
3/18	Oklahoma	W, 5-4
3/19	Oklahoma	W, 5-1
3/20	Oklahoma	W, 6-5
3/24	at USC* (#21)	L, 8-9
3/25	at USC* (#21)	W, 17-1
3/26	at USC* (#21)	W, 2-1 (10)
4/1	Wright State	6:30 p.m.
4/2	Wright State	6:30 p.m.
4/3	Wright State	1 p.m.
4/8	at California*	2 p.m.
4/9	at California*	1 p.m.
4/10	at California*	1 p.m.
4/15	Stanford*	6:30 p.m.
4/16	Stanford*	6:30 p.m.
4/17	Stanford*	1 p.m.
4/22	UCLA*	6:30 p.m.
4/23	UCLA*	6:30 p.m.
4/24	UCLA*	1 p.m.
4/29	at Oregon State*	5 p.m.
4/30	at Oregon State*	1 p.m.
5/1	at Oregon State*	1 p.m.
5/4	Utah Valley State	6:30 p.m.
5/14	Arizona*	6:30 p.m.
5/15	Arizona*	1 p.m.
5/16	Arizona*	6:30 p.m.
5/20	at Washington*	6:30 p.m.
5/21	at Washington*	1 p.m.
5/22	at Washington*	1 p.m.
5/27	Washington State*	6:30 p.m.
5/28	Washington State*	6:30 p.m.
5/29	Washington State*	1 p.m.

* Pac-10 Game, # Bob Schaefer Memorial Tournament

^ Coca-Cola Classic (Surprise, Ariz.)

\$ Keith LeClair Invitational

Sports Weekly/ESPN	Baseball America
RV (#26)	#24
Collegiate Baseball	BoysWorld RPI
#30	#17

Games 32-34

Home 14-16

2005 Sun Devil Baseball Game Notes



Arizona State Sun Devils (18-13, 2-1 Pac-10) vs. Wright State Raiders (10-10, 0-0 Horizon)

Tempe, Ariz. • Winkles Field at Packard Stadium (3,879) • April 1-3, 2005



PROBABLE PITCHERS

Apr. 1 vs. Wright State, 6:30 p.m.

WSU - Kyle Kearcher, LHP (2-0, 3.31 ERA)

ASU - Erik Averill, LHP (5-2, 3.31 ERA)

Apr. 2 vs. Wright State, 6:30 p.m.

WSU - Chris Snyder, RHP (1-3, 6.35 ERA)

ASU - Pat Bresnehan, RHP (2-2, 3.76 ERA)

Apr. 3 vs. Wright State, 1 p.m.

WSU - TBA

ASU - TBA

ASU VS. WRIGHT STATE

All-Time Record vs. Wright State: 1-0

Last Time vs. Wright State: ... 7-4 win in 1994 (NCAA)

NATIONAL RANKINGS

After a five-week hiatus from the national polls, Arizona State re-entered the rankings after winning 12 of the last 16 games. ASU is ranked No. 24 by Baseball America, No. 29 by the NCBWA and No. 30 by Collegiate Baseball. ASU is also listed as No. 26 in the receiving votes section of the ESPN/Sports Weekly Coaches Poll. The Sun Devils have played 19 of their 31 games this season against ranked teams.

MEDIA EXPOSURE

ASU returns to the airwaves this weekend with all three games of the non-conference series against Wright State broadcast locally on KDUS 1060 AM with Tim Healey and Bob Eger calling all the action from the Packard Stadium press box. All 24 Pac-10 games are scheduled to be broadcast on KDUS 1060 AM and also on the internet. Every game this season will be able to be followed via GameTracker on the Internet at www.thesundevils.com.

FUN FACTS

The Sun Devils have won 12 of their last 16 games after starting the season 6-9... in 10 games as a third baseman, junior Travis Buck is hitting .442 (19-for-43) with 10 extra base hits and nine RBI... senior Jeff Larish leads the NCAA with 12 home runs and has hit seven homers in the last nine games... Larish also ranks fifth in ASU history with 40 career home runs... ASU has the No. 17 projected RPI in the country and has played 18 of its 31 games against ranked opponents... ASU head coach Pat Murphy needs eight (8) more wins to reach 800 in his college head coaching career.

What's On Tap:

The Arizona State Sun Devils (18-13, 2-1 Pac-10) return home for only the third time in the last seven weeks for their final non-conference series of the season. ASU hosts the Wright State Raiders (10-10, 0-0 Horizon) to a three-game set starting Friday (April 1) at 6:30 p.m. and continues Saturday (6:30 p.m.) and Sunday (1 p.m.). ASU enters the series having won 12 of its last 16 games and kicked off the start of conference play with a series win over the University of Southern California Trojans last weekend in Los Angeles. The Devils finally get to take a break from playing ranked opponents as 15 of the last 21 games have come against teams listed in the national polls. Following the series with Wright State, the Sun Devils will play 21 of their final 22 games against Pac-10 opponents, including a three-game series against the California Golden Bears in Berkeley, Calif. (Apr. 8-10). ASU will then return to Packard Stadium for back-to-back conference series against nationally ranked Stanford (Apr. 15-17) and UCLA (Apr. 22-24).

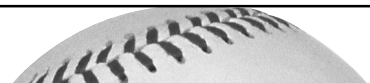
Quick Hits:

- ASU set a school record with 35 hits in the 30-13 win over Western Illinois (3/13). Travis Buck went 6-for-8.
- 12 of ASU's 13 losses this season have come against teams that have appeared in the national rankings.
- The Sun Devils have faced eight preseason All-American pitchers this season.
- ASU has played over half of its schedule (17 of 31) against ranked teams this season.
- ASU has been road warriors this season playing 19 of its first 31 games away from Packard Stadium.
- 16 Sun Devils, including 10 true freshmen, have made their debuts in the Maroon and Gold this season.
- 12 players have at least one SB this season and ASU leads the Pac-10 with 53 stolen bases (53-for-73).
- After 31 games the Sun Devils have 12 triples, surpassing the season total of seven triples in 59 games in 2004.
- ASU owns a 231-101-1 record for a .695 winning percentage this decade (2000-P).
- Of ASU's 56 games this season, 28 will be played against teams that played in the 2004 NCAA Tournament (50%).
- Senior Jeff Larish leads the NCAA with 12 home runs and is tied for fifth in school history with 40 career homers.
- Sr. RHP Jason Urquidez is 16-5 with a 3.89 ERA in 32 career pitching appearances (22 starts) as a Sun Devil.
- Travis Buck has raised his batting average 116 points (.246-.362) by going 35-for-77 (.455) over his last 16 games.
- In 31 games this season ASU has used 26 different starting batting lineups and 20 different defensive lineups.
- Senior catcher Tuffy Gosewisch has thrown out 13 of 33 attempted base stealers this season (39%).
- Freshman reserve catcher Austin Stockfish has hits in five straight at-bats and is hitting .833 (5-for-6).
- Pat Bresnehan threw a complete-game four hitter against USC (3/25) to earn Pac-10 Pitcher of the Week honors.
- Travis Buck (#17) and Jeff Larish (#40) are rated among the top 50 college prospects by Baseball America.



ARIZONA STATE UNIVERSITY

Sun Devil Baseball 2005



2005 National Polls

Baseball America (3/28)

1. Texas	23-4
2. Cal State Fullerton	17-6
3. Georgia Tech	21-4
4. Tulane	21-5
5. Louisiana State	19-6
6. Mississippi	19-5
7. Florida	19-7
8. Miami	22-7
9. Arkansas	20-4
10. Arizona	18-10
11. North Carolina	20-5
12. Stanford	14-8
13. Rice	18-9
14. South Carolina	19-5
15. Baylor	16-10
16. Texas A&M	19-9
17. Florida State	27-5
18. Oregon State	19-4
19. College of Charleston	20-4
20. Nebraska	21-3
21. Mississippi State	17-4
22. Long Beach State	18-10
23. Auburn	19-8
24. Arizona State	18-13
25. Central Florida	25-5

Sports Weekly/ESPN (3/28)

1. Texas	23-4
2. Cal State Fullerton	17-6
3. Tulane	21-5
4. Georgia Tech	21-4
5. LSU	19-6
6. Miami (Fla.)	22-7
7. Mississippi	19-5
8. South Carolina	19-5
9. Arkansas	21-4
10. Florida State	27-5
11. Stanford	14-8
12. Arizona	18-10
13. North Carolina	20-5
14. Rice	18-9
15. Florida	19-7
16. Nebraska	21-3
17. Baylor	16-10
18. Mississippi State	17-4
19. Texas A&M	19-9
20. UL Lafayette	22-5
21. Auburn	19-8
22. Wichita State	22-6
23. Vanderbilt	17-6
24. Long Beach State	18-10
25. Texas Tech	17-8

Collegiate Baseball (3/28)

1. Georgia Tech	21-4
2. Cal State Fullerton	17-6
3. Tulane	21-5
4. Louisiana State	19-6
5. Texas	23-4
6. Florida State	27-5
7. Nebraska	21-3
8. Arkansas	21-4
9. Florida	19-7
10. South Carolina	19-5
11. North Carolina	20-5
12. Miami (Fla.)	22-7
13. Arizona	18-10
14. Mississippi State	17-4
15. Mississippi	19-5
16. Stanford	14-8
17. UL Lafayette	22-5
18. Central Florida	22-5
19. Michigan	15-3
20. Long Beach State	18-10
21. Wichita State	22-6
22. Baylor	16-10
23. Rice	18-9
24. Texas A&M	19-9
25. Coastal Carolina	21-4

Recapping Last Weekend:

The Sun Devils opened Pac-10 play in impressive fashion by winning two of three from the University of Southern California Trojans over the weekend at Dedeaux Field. After walking a season-high nine batters in Thursday's series opening 9-8 loss, the pitching staff bounced back to allow only one run in each of the final two games of the series. Sophomore Pat Bresnehan threw a complete-game four-hitter in Friday's lopsided 17-1 victory and Jason Urquidez, Brett Bordes and Zechry Zinicola combined to limit the Trojans to one run in the series clinching 2-1 victory in 10 innings on Saturday. Overall, the pitching staff recorded a 3.33 ERA and held the Trojans to a .222 batting average in the three-game series. The offense combined to hit .322 (38-for-118) with 27 runs scored, nine doubles, one triple and three home runs. Senior catcher Tuffy Gosewisch led ASU going 8-for-16 (.500) with five runs scored and six RBI. Sophomore second baseman Seth Dhaenens (.400, 4-for-10) and redshirt freshman Rocky Laguna (.333, 4-for-12) also had impressive performances while starting all three games.

A Good Omen:

Through the halfway point of the 2005 season the Sun Devils were 16-12 (currently 18-13). The last time ASU was 16-12 after 28 games was in 1998 when the Sun Devils last advanced to the College World Series and played for the National Championship. In both 1998 and earlier this season, ASU tied a school record by losing six straight games. After enduring the six-game losing streak in 1998, ASU finished up strong winning 18 of its last 27 regular season games that season to earn a spot in the NCAA Tournament. Following ASU's six-game losing streak this season, the Sun Devils have won 12 of their last 16 games.

The Starting Pitchers:

Friday - Erik Averill, LHP (Orange, Calif.)

Will be making his Pac-10 leading ninth start of the season Friday against Wright State... leads the ASU pitching staff going 5-2 with a 3.31 ERA and has recorded 47 strikeouts and only 12 walks in 54.1 IP this season... tied for the league lead with 54.1 innings pitched and ranks sixth with 47 strikeouts... pitched only two innings last weekend out of the bullpen against USC (2.0 IP, 2 H, 4 ER)... in his last start against Oklahoma (3/19) he recorded his third complete game of the year... he limited the Sooners to only five singles and one unearned run, while striking out seven... has lasted five or more innings in seven straight starts... earned National Pitcher of the Week honors after striking out career-high 14 batters in complete-game shutout over New Mexico State (2/4)... is 17-8 with a 4.11 ERA in 55 career pitching appearances (27 starts).

Saturday - Pat Bresnehan, RHP (Sherborn, Mass.)

Coming off his best career start last weekend against USC... limited the Trojans to only four hits and one unearned run in his first career complete game... earned Pac-10 Pitcher of the Week honors... scheduled to make his seventh start of 2005 and eighth in his career on Saturday against Wright State... is 2-2 with a 3.76 ERA with 35 strikeouts in 38.1 innings... ranks eighth in the Pac-10 with 15 strikeouts looking... in six starts this season is 2-2 with a 4.62 ERA... is 5-4 with five saves and a 4.29 ERA in 35 career pitching appearances (7 GS).

ASU in Pac-10 Openers:

The Sun Devils began their 27th season in the Conference of Champions last weekend with a series victory over USC last weekend at Dedeaux Field. The series victory snapped a streak of having lost the last two Pac-10 season opening series. ASU owns an all-time 429-315 (.577) record in Pac-10 play and has won six conference championships (last in 2000). Since the Pac-10 North and Pac-10 South joined in 1999, ASU is 89-58 (.605) in league play and 270-122-1 overall. In 11 seasons under head coach Pat Murphy the Sun Devils have won six of the conference opening series and own an all-time 150-116 (.564) record.

2005 ARIZONA STATE BASEBALL PROJECTED STARTING LINEUP

Arizona State Sun Devils (18-13 Overall, 2-1 Pac-10)

Batting Order	No.	Name (B/T)	Pos	Yr	BA-HR-RBI	Notes/Key Stats
1	14	Rocky Laguna (R/L)	RF	Fr.	.302-0-14	ASU is 6-0 when Laguna hits leadoff.
2	4	Travis Buck (L/R)	3B	Jr.	.362-2-22	Hitting .455 (35-for-77) over last 16 games.
3	39	Tuffy Gosewisch (R/R)	C	Sr.	.347-5-33	Tied for fourth in Pac-10 with 33 RBI.
4	11	Jeff Larish (L/R)	LF/1B	Sr.	.320-12-33	Leads NCAA with 12 home runs.
5	9	Colin Curtis (L/L)	CF	So.	.339-1-24	Hits in nine of last 10 games (.333, 16-for-48).
6	5	Joey Hooft (R/R)	2B/DH	Sr.	.310-0-11	Struggled last weekend against USC going 1-for-11.
or	18	Willy Fox (R/R)	DH	Fr.	.308-4-16	Has recorded 16 RBI in his 12 starts this season.
7	6	Seth Dhaenens (L/R)	2B	Fr.	.256-1-10	Hitting .346 (9-for-26) over last 10 games.
8	2	J.J. Sfera (L/L)	CF	Fr.	.267-0-8	Speedy CF who went 3-for-7 (.429) vs. USC.
or	15	Joe Persichina (L/R)	1B/2B	So.	.232-0-5	Can play first or second base. Hitting .232 with 5 RBI.
or	37	Zechry Zinicola (R/R)	DH/1B	So.	.264-1-6	Two-way player with hits in six of last seven games.
9	12	Andrew Romine (B/R)	SS	Fr.	.263-0-11	Freshman SS with hits in 17 of 31 games.

Probable Pitching Rotation:

S/R	No.	Name	R/L	Yr	W-L/SV/ERA	Notes/Key Stats
SP	45	Erik Averill	LHP	Jr.	5-2/0/3.31	Tied for first in the Pac-10 with 54.1 IP. Three CG's.
SP	40	Pat Bresnehan	RHP	So.	2-2/0/3.76	Named Pac-10 Pitcher of the Week for CG vs. USC.
R/S	34	Jason Urquidez	RHP	Sr.	4-1/1/4.83	Last Appearance vs. USC: 8.0 IP, 6 H, 1 R, 2 BB, 1 K.
R/S	37	Zechry Zinicola	RHP	So.	2-2/2/5.18	Earned his 10th career save against USC.
Rel	49	Brett Bordes	LHP	Jr.	2-3/1/3.93	Has allowed 3 ER in last 14.1 IP (9 G) for (1.88 ERA).
Rel	50	Tony Barnette	RHP	Jr.	2-1/0/8.16	Leads Pac-10 with pitching 17 appearances.

*Rotation/Starting Lineup Subject to Change



Sun Devil Baseball 2005

Larish Leads Pac-10 And NCAA in Home Runs:

Senior Jeff Larish hit his Pac-10 and NCAA leading 12th home run of the season in Saturday's 2-1 win over USC. Larish has hit seven home runs in his last nine games, including a pair of multi-home run contests in back-to-back games against Western Illinois and a walk-off solo home run in the bottom of the ninth inning against Oklahoma (3/18). Larish is one of only eight players in the NCAA to have recorded double-digits in home runs so far this season and is tied for the national lead with LSU's Ryan Patterson. Larish has hit his home runs in bunches this season, with eight of his 12 homers spread across only four days this season. He has three multi-homer games and also hit a home run in each half of a doubleheader against Oklahoma and South Alabama (2/12). Overall, Larish is hitting .320 (39-for-122) with 21 extra base hits. Of his nine home runs this season, he has hit five solo homers, three two-run shots and four three-run bombs. Eleven (11) of his 12 homers have also come on the road. Here is a look at the NCAA leaders in home runs as of March 30 (as reported by BoydsWorld.com):

Player	School	HR
Jeff Larish	Arizona State	12
Ryan Patterson	LSU	12
Antone Daley	Prane View A&M	11
Mark Aranda	New Mexico State	11
Alex Gordon	Nebraska	10
Brian Pettway	Mississippi	10
Nolan Reimold	Bowling Green	10
Ryan Bruan	Miami (Fla.)	10

Larish Climbs ASU Career Charts:

With his seven home runs over the last nine games and an NCAA and Pac-10 leading 12 on the season, senior Jeff Larish now ranks in the top 10 in ASU career history in home runs (40), RBI (201) and walks (165). His 40 home runs are tied for fifth in the record books with Andrew Beinbrink (1996-99) and only four way from fourth place (Dan Rumsey, 1986-89). His 201 RBI currently are sixth most in school history and his 165 walks are ranked second. Larish also ranks 10th in career at-bats (721), 10th in total bases (420) and is nearing the ASU career top 10 in runs scored (188). Through 31 games, Larish is hitting .320 (39-for-122) and has been especially hot with hits in eight of his last 10 games, going 16-for-38 (.421) during that stretch of games to raise his batting average from .273 to .320 (47 points). Here is a look at Larish's career statistics as a Sun Devil:

Year	Avg	GP-GS	AB	R	H	2B	3B	HR	RBI	BB	SO	SB-ATT
2002....	.328	34-33	128	31	42	4	3	3	24	29	19	0-1
2003....	.372	65-64	234	80	87	18	2	18	95	78	42	3-5
2004....	.308	57-57	237	46	73	17	0	7	49	35	50	3-7
2005....	.320	31-31	122	31	39	8	1	12	33	23	29	4-5
TOTAL...	.334	187-185	721	188	241	47	6	40	201	165	140	10-18

Gosewisch Named To Johnny Bench Award Watch List:

Arizona State senior starting catcher Tuffy Gosewisch has been named to the watch list for the 2005 Johnny Bench Catcher of the Year Award. ASU's three-year starter behind the plate was also named one of 15 semifinalists for the 2004 Bench Award. Gosewisch is in his third year as ASU's everyday starting catcher and has caught all but nine innings of ASU's 31-game schedule so far in 2005. He is only the second three-year starting catcher in Sun Devil baseball history, joining former major leaguer and current Texas Ranger bench coach Don Wakamatsu. The senior backstop has gotten off to a torrid start in 2005 and is among the team leaders in several offensive categories. He is hitting .347 (42-for-121) with six doubles, five home runs and 33 RBI. He has recorded at least one hit in 24 of 31 games and has tabbed 12 multi-hit and 11 multi-RBI games this season. He is coming off a solid weekend at the plate against USC in which he hit .500 (8-for-16) with five runs scored and six RBI, including a record-breaking 5-for-6 performance in Friday's 17-1 blowout. As stellar as his offensive production has been, Gosewisch has made the most impact behind the plate. He has a perfect 1.000 fielding percentage on 256 total chances. He has also thrown out 13 of 33 attempted base stealers (39%). Arizona State has a long tradition with the Johnny Bench Catcher of the Year Award, with Casey Myers being selected as a finalist in 2000 and 2001.

Buck Continues Hot Hitting:

Junior Travis Buck continued his torrid streak at the plate hitting .286 (4-for-14) with three doubles last weekend against USC. The preseason All-American has raised his batting average 116 points from .246 to .362 over the last 16 games while batting .455 (35-for-77) with nine doubles, three triples, two home runs and 18 RBI. During that stretch of games he has recorded 11 multi-hit games and has recorded 18 of his 22 RBI on the season. The Wallace Award and Baseball America Player of the Year candidate leads the team in hitting at .362 (50-for-138) with 13 doubles, 22 RBI and nine stolen bases. He also leads the team with 15 multi-hit games and paces the Pac-10 with 50 hits. His name also appears among the league leaders in runs (36, 3rd), doubles (13, 2nd), triples (3, 3rd), total bases (75, 4th) and stolen bases (9, 6th). With his outstanding week at the plate against Baylor (.571, 8-for-14, 6 H, 6 RBI, Buck was named the Pac-10 Player of the Week and was also named to the College Baseball Foundation Honor Roll. The Player of the Week honor was the fourth career award for Buck and the 75th such honor for Arizona State University. He also won the award twice last season (Mar. 2, Mar. 9) and once during his freshman season (Apr. 1).

Year	Avg	GP-GS	AB	R	H	2B	3B	HR	RBI	BB	SO	SB-ATT
2003....	.326	66-65	239	59	78	13	3	4	46	35	28	12-14
2004....	.373	59-59	225	64	84	16	1	9	58	41	34	13-16
2005....	.362	31-31	138	36	50	13	3	2	22	10	21	9-12
TOTAL...	.352	156-155	602	159	212	42	7	15	126	86	83	34-42

ASU HEAD COACH

Pat Murphy



Since inheriting the Sun Devil program in August of 1994, Arizona State Baseball Head Coach Pat Murphy has carefully nurtured the tradition of excellence in Tempe, at the same time establishing himself as one of the top collegiate head coaches in the nation. He has guided Arizona State to top-12 national rankings in four of the past eight seasons, including an appearance in the 1998 College World Series national championship game. Murphy has combined to go 419-209-1 in his 11 seasons in Tempe and posts an all-time 29-22 record in NCAA Tournament action. He has a career 792-380-4 record in 21 seasons as a head coach. Murphy recorded his 700th victory at the Division I level on April 2, 2004 in a 10-3 win over USC. In 18 seasons split between Notre Dame and ASU, Murphy has averaged over 40 wins per season. ASU set an NCAA record scoring in 506 consecutive games from 1995-2004 and set the NCAA record with 14 grand slams in 2004.

Month by Month at ASU:

January	41-6
February	107-42
March	107-67-1
April	95-55
May	64-33
June	5-7

Pat Murphy at ASU

Record at ASU	419-209-1
Pac-10	150-116
Non-Conference	266-93-1
NCAA Tournament	20-14

Opening Day Record	9-2 (16-2 overall)
Earliest Start	Jan. 15, 1999 (Utah)
Latest Start	Feb. 6, 2004 (Florida State)

Pat Murphy Year-by-Year

Career Record: 792-380-4/20th season
Division I Record: 737-325-2/18th season
Arizona State Record: 419-209-1/11th season

Year	School	Overall
2005	Arizona State	18-13
2004	Arizona State	41-18
2003	Arizona State	54-14
2002	Arizona State	37-21
2001	Arizona State	37-20-1
2000	Arizona State	44-15
1999	Arizona State	39-21
1998	Arizona State	41-23
1997	Arizona State	39-22
1996	Arizona State	35-21
1995	Arizona State	34-21
1994	Notre Dame	46-16
1993	Notre Dame	46-16
1992	Notre Dame	48-15
1991	Notre Dame	45-16
1990	Notre Dame	46-12
1989	Notre Dame	48-19-1
1988	Notre Dame	39-22
1987	Claremont-Mudd Scripps	21-18-1
1986	Claremont-Mudd Scripps	24-16
1983	Maryville (Tenn.)	10-21-1



Sun Devil Baseball 2005

The Larish Record Watch

Career Home Runs:

1. Bob Horner (1976-78)	56
2. Mike Kelly (1989-91)	46
3. Barry Bonds (1983-85)	45
4. Dan Rumsey (1986-89)	44
5. Jeff Larish (2002-P)	40
Andrew Beinbrink (1996-99)	40
7. Casey Myers (1998-2001)	39
8. Mitty Jones (1999-2000)	38
9. Jeremy West (2001-03)	36
Ted Dyson (1983-87)	36
Mike Soddors (1980-81)	36

Career RBI:

1. Andrew Beinbrink (1996-99)	283
2. Casey Myers (1998-2001)	275
3. Clay Westlake (1973-76)	250
4. Bob Horner (1976-78)	229
5. Antone Williamson (1992-94)	203
6. Jeff Larish (2002-P)	201
7. Alvin Davis (1979-82)	200
8. Mike Kelly (1989-91)	194
Ken Landreaux (1974-76)	194
10. Alan Bannister (1970-72)	177

Career Hits:

1. Clay Westlake (1973-76)	322
2. Andrew Beinbrink (1996-99)	318
3. Casey Myers (1998-2001)	313
4. Dustin Pedroia (2002-04)	298
5. Gary Atwell (1970-73)	286
6. Mikel Moreno (1995-98)	277
7. Antone Williamson (1992-94)	264
8. Bob Horner (1976-78)	262
9. Dan Rumsey (1986-89)	261
10. Willie Bloomquist (1997-99)	256
--- Jeff Larish (2002-P)	241

Career Total Bases:

1. Andrew Beinbrink (1996-99)	547
2. Clay Westlake (1973-76)	505
3. Casey Myers (1998-2001)	494
4. Bob Horner (1976-78)	492
5. Dan Rumsey (1986-89)	469
6. Antone Williamson (1992-94)	443
7. Mike Kelly (1989-91)	439
8. Barry Bonds (1983-85)	438
9. Dustin Pedroia (2002-04)	423
10. Ken Landreaux (1974-76)	420
Jeff Larish (2002-P)	420
Jim Austin (1989-91)	420

Career Walks:

1. Alvin Davis (1979-82)	207
2. Jeff Larish (2002-P)	161
3. Andrew Beinbrink (1996-99)	154
4. Clay Westlake (1973-76)	148
5. Doug Newstrom (1991-93)	131

Single-Season Walks:

1. Alvin Davis (1982)	87
2. Jeff Larish (2003)	78
3. Doug Newstrom (1993)	71
4. Doug Baker (1982)	70

Single-Season RBI:

1. Chris Bando (1978)	102
2. Bob Horner (1978)	100
Mike Soddors (1981)	100
4. Casey Myers (2000)	97
5. Jeff Larish (2003)	95

National/Pac-10 Awards

Pac-10 Player of the Week:

Travis Buck Mar. 1

National Player of the Week:

Averill (Feb. 7) Collegiate Baseball
Averill (Feb. 8) NCBA

Clemens Award Watch List:

Erik Averill
Jason Urquidez

Wallace Award Watch List:

Travis Buck

Bench Catcher of the Year Watch List:

Tuffy Gosewisch

NCBWA Stopper of the Year:

Zechry Zinicola

SEBaseball.com Team of the Week:

Arizona State Mar. 7

Bresnehan Named Pac-10 Pitcher of the Week:

Arizona State University sophomore right-handed pitcher Pat Bresnehan has been named Pac-10 Baseball Player and Pitcher of the Week for the week of March 22-28. Bresnehan threw a complete-game four-hitter to help lead the Sun Devils to a 17-1 victory over USC on Mar. 25. A day after six ASU pitchers combined for nine walks and three hit batters, Bresnehan got ASU back on the winning track and helped save the bullpen with his first career complete game. He did not allow an earned run and scattered four singles to pick up his second victory of the season. He struck out five and walked only two. For the season, Bresnehan is 2-2 and is second on the team with a 3.76 ERA. The Pitcher of the Week honor is the first for Bresnehan and the 46th selection all-time for Arizona State. Current senior RHP Jason Urquidez also earned Pac-10 Pitcher of the Week honors last season.

Buck Prefers Hitting Second:

In his three seasons as a Sun Devil, junior right fielder Travis Buck has enjoyed his most success while hitting in the No. 2 spot in the lineup. In 94 career games in the No. 2 spot in the lineup, Buck is a career .411 (152-for-370) hitter with 118 runs scored, 12 home runs and 91 RBI. While hitting No. 2, Buck has accounted for 72% of his run production (91 of 126 RBI), 74% of his runs scored (118 of 159), 80% of his home runs (12 of 15) and 72% of his total hits (152 of 212). This season Buck is hitting .459 (39-for-85) with 27 runs scored and 18 RBI in 16 games batting in the second spot. He has combined to hit just .208 (11-for-53) this season when batting either leadoff (.118, 2-for-17) or third (.250, 9-for-36). Overall, the preseason All-American is a career .352 hitter (212-for-602) with 159 runs, 15 home runs and 126 RBI.

Position Changes for Buck and Larish:

Junior preseason All-American Travis Buck was highly regarded as arguably the best outfielder in the Pac-10 and is predicted by several publications to be the highest drafted college outfielder in the 2005 MLB Amateur Draft. But, Buck won't be spending much time in the outfield as he has moved to third base. After starting the first 145 games of his ASU career in left or right field, Buck has made nine of his last 10 starts at the hot corner. The former prep shortstop has also held his own, making only two errors and recorded an ASU single-game high with seven assists against Oklahoma (3/19). In 10 games as a third baseman, Buck is hitting .442 (19-for-43) with 13 runs, six doubles, three triples and nine RBI. Senior Jeff Larish has also shown to be versatile in the field, starting games at three different positions (3B/1B/LF). In the 19-1 win over Western Illinois (3/12), Larish played four different positions -- 1B/SS, LF, CF. Larish has made 23 starts at first base, three at third base and five in left field. In eight games played in the outfield he is hitting .421 (8-for-19) and has recorded nine of his NCAA leading 12 home runs while playing first base. In 87 career games as a first baseman, Larish is hitting .358 (113-for-316) with 26 home runs and 115 RBI.

Buck and Larish Rated Among Top 50 College Prospects:

Junior 3B/OF Travis Buck and Senior 1B/OF Jeff Larish were both rated in the top 50 in Baseball America's annual midseason report rating the top college prospects for the upcoming MLB June Amateur Draft. Buck was ranked No. 17 and the No. 2 outfielder behind Winthrop's Daniel Carte. Larish was ranked No. 40 and is hte top listed senior position player. Nebraska third baseman Alex Gordon, a teammate of Buck's on the 2004 USA Baseball National Team, was selected as the top college prospect.

Complete Games:

The Sun Devil pitching staff has registered four complete games this year with three coming from junior LHP Erik Averill and the most recent by sophomore RHP Pat Bresnehan. The four complete games are already more than the entire season totals from 2004 (2), 2003 (1), 2001 (1), 2000 (2) and 1996 (3).

The Luck of the White Shoes:

The Sun Devils have found a small secret to success this season by going 10-3 when wearing white spikes this season. ASU is also 7-1 when wearing their home white "Devils" jersey.

2005 ARIZONA STATE BASEBALL PRESEASON AWARDS

Baseball America Preseason All-Americans:

Travis Buck - 1st team
Jeff Larish - 3rd team

Baseball America Preseason All-Pac-10:

Jeff Larish - DH
Travis Buck - OF

Baseball America Top Pac-10 Newcomers:

Andrew Romine - No. 2

Baseball America Top Pac-10 Prospects:

Travis Buck - No. 3
Jeff Larish - No. 10

Baseball America Pac-10 Best Tools:

Travis Buck - Best Outfield Arm
Travis Buck - Best Athlete
Jeff Larish - Best Strike-Zone Discipline
Zechry Zinicola - Best Fastball

Baseball America's Fab 50 By Class:

Freshman:

Andrew Romine - No. 3
J.J. Sferri - No. 33

Sophomores:

Colin Curtis - No. 26

Juniors:

Travis Buck - No. 13

Seniors:

Jeff Larish - No. 1
Jason Urquidez - No. 6

Collegiate Baseball Preseason All-Americans:

Travis Buck - 3rd team
Jason Urquidez - 3rd team
Jeff Larish - 3rd team

NCBWA Preseason All-Americans:

Travis Buck - 2nd team
Jason Urquidez - 2nd team



Sun Devil Baseball 2005

Tuffy Keeps Getting Tougher:

Senior catcher Tuffy Gosewisch joins former Sun Devil Don Wakamatsu (1982-85) as the only other full-time, three-year starter at the catching position in school history. Gosewisch has started 146 games behind the plate over the last three seasons and has combined to go 154-for-453 (.340). This season he is second on the team hitting .347 (42-for-121) with five home runs and 33 RBI. He has been one of ASU's most consistent hitters with hits in 24 of 31 games and leads the team with 11 multi-RBI games. The 2004 Johnny Bench Catcher of the Year semifinalist and one of 37 players named to the 2005 Bench Award Watch List, is a career .326 hitter with nine home runs, 125 RBI and a .993 fielding percentage. A top candidate for the 2005 Bench Award, Gosewisch has been perfect behind the dish this year with a 1.000 fielding percentage in 256 total chances. He has gunned down 13 of 33 base stealers and has not allowed a passed ball. He has caught all but nine innings this season and showed his true "tuffness" when he played the next day after suffering a mild concussion and had several stitches after being hit in the head against Baylor (2/25). Here is a look at Tuffy's progression at the plate in games started during his Sun Devil career:

Gosewisch as a Starting Catcher:

2002: 12 games started (1-for-29, .034)

2003: 45 games started (45-for-136, .331)

2004: 58 games started (67-for-196, .342)

2005: 31 games started (42-for-121, .347)

Year	Avg	GP-GS	AB	R	H	2B	3B	HR	RBI	BB	SO	SB-ATT
2002....	.128	30-12	39	6	5	0	0	0	2	4	12	0-0
2003....	.340	59-45	144	41	49	9	0	2	41	22	19	2-2
2004....	.342	59-58	199	36	68	14	1	2	49	31	37	0-2
2005....	.347	31-31	121	24	42	6	2	5	33	9	17	3-5
TOTAL...	.326	179-146	503	107	164	29	3	9	125	66	85	5-9

A Tough Slate For The Sun Devils:

After having the top-rated non-conference schedule in the nation last season, the Sun Devil baseball program has set another challenging slate for the 2005 season. ASU's rigorous 2005 schedule includes 23 games against eight teams ranked in the *Sports Weekly/ESPN* preseason top 25. ASU has played 19 of its first 31 games against teams that have been ranked in the national polls at some point this season, including a streak of playing nine straight games against top 10 teams in late February/early March. Here is a look at the games ASU has played against ranked opponents this season and their current records (thru 3/29):

Team	Games	Ranking vs. ASU	Current Ranking	Highest Ranking	Current Record
Tulane	3	#1 (BA)	#3 (SW/ESPN)	#1 (BA)	21-5
North Carolina	1	#4 (CB)	#11 (CB/BA)	#4 (CB)	20-5
LSU	2	#5 (CB/BA/SW)	#4 (CB)	#2 (BA)	19-6
Arizona	2	#9 (SW)/#7 (SW)	#10 (BA)	#7 (SW)	18-10
Baylor	3	#8 (BA)	#15 (BA)	#8 (BA)	16-10
Long Beach State	3	#14 (CB)	#20 (CB)	#12 (SW/CB)	18-10
Oregon State	1	NR	#17 (NCBWA)	#14 (NCBWA)	19-4
USC	3	#21 (BA)	NR	#21 (BA)	14-8
East Carolina	1	NR	NR	#25 (BA)	14-9

Hitting Streaks:

Five Sun Devils currently have hitting streaks of two or more games heading into the weekend series against Wright State. Senior catcher Tuffy Gosewisch has ASU's longest current hitting streak at four games. Sophomore Colin Curtis recently had his nine-game hitting streak snapped that stands as ASU's longest this season. Here is a look at ASU players with current hitting streaks:

Player	Current Streak	Statistics During Streak
Tuffy Gosewisch	4 Games	.474, 9-for-19, 6 R, 2B, 3B, HR, 7 RBI
Rocky Laguna	3 Games	.333, 4-for-12, 2 R, 2 2B, RBI
Austin Stockfish	3 Games	1.000, 5-for-5, 2 R, RBI
Jeff Larish	2 Games	.333, 3-for-9, 3 R, 2 HR, 4 RBI
J.J. Sferra	2 Games	.429, 3-for-7, R, 2 RBI

Welcome To the Show:

A total of 16 players have made their ASU debuts in the first 31 games of the season. Four newcomers were in the starting lineup on opening night against Long Beach State, including Joey Hooft (DH), Andrew Romine (SS), J.J. Sferra (CF) and Vinny Biancamano (2B). Freshman LHP Josh Satow made his debut in the Maroon and Gold against Western Illinois, becoming the 10th true freshman have made it into a game this season. ASU has now started six true freshman and two redshirt freshman position players this season. The Sun Devil roster consists of 18 of 30 active players that have never seen action before this season.

Triple Your Pleasure:

After 31 games the Sun Devils have 12 triples to rank second in the Pac-10 and have already surpassed the entire season total of seven from last season. Travis Buck ranks third in the league with three triples, while Rocky Laguna and Tuffy Gosewisch have a pair of triples to rank tied for eighth. J.J. Sferra, Andrew Romine, Jeff Larish, Tuffy Gosewisch, Colin Curtis and Joe Persichina have each recorded a three-bagger during the season. In 59 games last season, ASU had only seven triples, ranking 245th of 285 teams in the NCAA.

Devils Facing Big League Arms:

The Sun Devils faced USC right-handed pitcher Ian Kennedy in the series opener last Thursday, marking the eighth preseason All-American pitcher ASU will face this season. In addition to Kennedy, who is listed by Baseball America as the No. 5 sophomore in the nation and was a third-team preseason All-America selection, the Sun Devils have already faced Cesar Ramos (Long Beach State), Brian Bogusevic (Tulane), Micah Owings (Tulane), Neil Jamison (Long Beach State), P.J. Walters (South Alabama), Mark McCormick (Baylor) and Andrew Miller (North Carolina). ASU also beat a pair of second-round (Trey Taylor) and third-round (Cory VanAllen) draft picks during the Baylor series.

2005 Statistical Comparison

Category	ASU	WSU
Games	31	20
Average	.302	.317
Runs	224	146
Hits	340	229
2B	65	43
3B	12	7
HR	26	16
SB	53	18
SLG%	.451	.463
ERA	4.75	4.81
SO	235	146
BB	108	83

Devils in the Polls...

	BA	SW	CB	NCBWA
PS	9	9	11	9
2/7	12	13	18	17
2/14	11	18	23	15
2/21	NR	RV	NR	RV
2/28	NR	RV	NR	RV
3/7	NR	RV	NR	RV
3/14	NR	RV	NR	RV
3/21	NR	RV	NR	RV
3/28	24	RV	30	28
4/4	--	--	--	--
4/11	--	--	--	--
4/18	--	--	--	--
4/25	--	--	--	--
5/2	--	--	--	--
5/9	--	--	--	--
5/16	--	--	--	--
5/23	--	--	--	--
5/30	--	--	--	--

ASU Quick Facts/Notes

2005 Team Information

Letterman Returning/Lost	15/8
Pitchers	7/4
Position Players	8/4
Starters Returning/Lost	12/5
Top Pitchers	5/1
Top Position Players	7/4
Newcomers	14

2004 in Review

Record	41-18
Home	25-9
Away	16-9
Pac-10 Record (Finish)	13-11 (4th)
Home	6-6
Away	7-5
Final Rankings	22 (BA), 20 (SW), 23 (CB)

Arizona State Postseason History

NCAA Appearances	28
NCAA Record	129-55 (.707)
CWS Appearances	18
National Championships	5
CWS Runner-Up Finishes	5
Last CWS Appearance	1998 (2nd)
College World Series Record	55-30 (.647)
Regional Titles (last)	13 (2003)

Baseball History

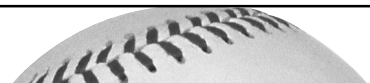
All-Time Record	2,376-1,167-6
Early Record	333-338-5
Modern Record	2,043-822-1
Packard Stadium	852-248-1 (31)
Best Record All-Time	59-8 (1973)
School Record Wins in a Season	65 ('76)

Media Relations Information

Baseball Contact	Jeff Evans
Evans' E-Mail	jeff.evans@asu.edu
Evans' Direct Line	(480) 965-6594
Evans' Cell	(480) 734-7791
Phone	(480) 965-6592
Fax	(480) 965-5408
Packard Box Phone	(480) 727-7253
Website	www.TheSunDevils.com
Evans' Record at ASU	187-86-1



Sun Devil Baseball 2005



2005 Pac-10 Baseball

Team	Pac-10	Overall
California	3-0	20-9
Arizona	2-1	18-10
Arizona State	2-1	18-13
USC	1-2	15-8
Washington	1-2	17-10
Washington State	0-3	15-14
Oregon State	0-0	21-4
Stanford	0-0	14-9
UCLA	0-0	7-14

Where ASU Ranks in the Pac-10

Team Offensive Rankings:

Avg.	302	4th
Runs	224	2nd
Hits	340	2nd
Doubles	65	2nd
Triples	12	2nd
Home Runs	26	3rd
RBI	199	2nd
OB %	382	4th
SLG %	451	4th
Walks	123	2nd
Stolen Bases	53	1st

Team Pitching/Defense Rankings:

ERA	4.75	7th
Strikeouts	235	2nd
Wins	18	3rd
Saves	5	5th
Opposing Avg.	274	7th
Innings Pitched	280.2	1st
Walks	108	9th
FLD %	954	8th

Jeff Larish:

Home Runs	12	1st
Runs	31	5th
RBI	33	4th
Doubles	8	10th
Total Bases	85	2nd
Slugging %	.697	2nd
Walks	23	1st

Travis Buck:

Hits	50	1st
Runs	36	3rd
Doubles	13	2nd
Triples	3	3rd
Total Bases	75	4th
Stolen Bases	9	6th

Colin Curtis:

Hits	43	6th
Walks	20	4th
Stolen Bases	8	7th

Tuffy Gosewisch:

Hits	42	7th
RBI	33	4th
Home Runs	5	9th
Total Bases	67	8th
Hit-by-Pitch	7	5th
Sac Flies	4	1st

Erik Averill:

Innings	54.1	1st
Strikeouts	47	6th
Games Started	8	1st
Wins	5	2nd

Jason Urquidez:

Strikeouts	40	10th
Innings	50.1	5th
Pickoffs	2	1st
Appearances	13	6th

Tony Barnette:

Appearances	17	1st
-------------	----	-----

Brett Bordes:

Appearances	15	3rd
-------------	----	-----

Team Speed:

The Sun Devils lead the Pac-10 in stolen bases and are 53-for-73 (73%) on the season. At one point early in the season the Sun Devils had a streak of 17 consecutive that ended during the Coca-Cola Classic. ASU has two of the top seven base stealers in the Pac-10, with Travis Buck ranking sixth with nine and Colin Curtis ranking seventh with eight. Redshirt freshman Rocky Laguna tied the ASU single-game record with four stolen bases against New Mexico State (2/7). A total of 12 different Sun Devils have recorded a stolen base and eight players have two or more steals. Buck currently has a string of five straight games with a stolen base. In 2004, ASU had only 56 total stolen bases in 59 games.

Dominating the Arizona Baseball Rivalry:

Arizona and Arizona State are the only two Division I baseball programs in the state of Arizona and have met 409 times since 1907. While Arizona leads the overall rivalry 222-188, ASU leads the series 165-105 since the school officially adopted the program as a varsity sport in 1959. Additionally, ASU has dominated the rivalry in recent years, winning 16 of the last 22 (16-6) games since 2000. The Sun Devils won four of the five meetings in 2004 and seven of the last 10 overall. Since head coach Pat Murphy took over the program in 1995, ASU is 34-18 (.654) and has never lost a season series to the Wildcats. ASU is 0-2 against Arizona in a pair of non-conference games this season and is schedule to face the Wildcats again in a three-game Pac-10 series May 14-16 in Tempe.

Averill Earns National Pitcher of the Week Honors:

Arizona State junior left-handed pitcher Erik Averill is off to a fast start to the 2005 season and has been named to the watch list for the Roger Clemens National Pitcher of the Year Award. In eight starts he is 5-2 with a 3.31 ERA and has three complete-game victories to his credit. Averill ranks sixth in the Pac-10 with 47 strikeouts and is first with 54.1 innings pitched. He has also walked only 12 in his nine appearances this season. He was named the Pro-Line Cap National Pitcher of the Week after throwing a complete-game, 14-strikeout shutout against New Mexico State (2/4) and backed that performance up with a complete-game, eight-strikeout win over South Alabama (2/12). The complete-game shutout against NMSU was the first by a Sun Devil since Jared Liebeck beat Long Beach State in 2003 to earn National Pitcher of the Week honors. His 14 strikeouts were also the most by a Sun Devil since Mike Esposito had 17 against Washington in 2002. The back-to-back complete games marks a first for the Sun Devils since 2002 (Robbie McClellan). Here is a look at Averill's career statistics:

Year	ERA	W-L	App	GS	CG	SHO/CBO	SV	IP	H	R	ER	BB	SO
2003....	3.66	8-2	20	15	0	0/3	0	86.0	87	41	35	19	61
2004....	5.19	4-4	26	4	0	0/0	2	76.1	83	50	44	23	56
2005....	3.31	5-2	9	8	3	1/0	0	54.1	55	24	20	12	47
TOTAL...	4.11	17-8	55	27	3	1/3	2	216.2	225	115	99	54	164

Averill Proves To Be Strikeout Machine Since Summer in the Cape:

Adding in his stellar summer performance with the Orleans Cardinals in the prestigious Cape Cod League, junior LHP Erik Averill has registered 109 strikeouts and walked only 27 in the last 118.0 IP. Averill went 5-3 with one save and a 1.70 ERA in 10 games with Orleans.

Climbing RPI:

Winners of five of its last six, including a series win over nationally ranked USC last weekend, ASU's projected RPI on BoydsWorld.com jumped 19 spots from No. 36 all the way to its current mark of No. 17. Helped in part by what is widely considered the toughest non-conference schedule in the nation, ASU has played over half of its games (18 of 31) against teams that have been ranked in the national polls at some point this season. Here is a look at this week's RPI top 20 as available on BoydsWorld.com.

1. College of Charleston	.659	11. Arkansas	.624
2. Georgia Tech	.656	12. Texas	.624
3. Auburn	.654	13. Vanderbilt	.620
4. Tulane	.645	14. Georgia Southern	.620
5. Baylor	.644	15. Mississippi State	.620
6. Mississippi	.637	16. Oregon State	.618
7. Florida	.635	17. Arizona State	.616
8. Miami, Fla.	.632	18. Rice	.615
9. Cal State Fullerton	.629	19. Long Beach State	.614
10. LSU	.628	20. Stanford	.612

Just a Walk in the Park For Larish:

Senior OF/1B Jeff Larish leads the Pac-10 with 23 walks, including 13 walks in the last eight games (8 IBB) and he ranks second in ASU history with 165 career walks (see list on page 4) and has recorded at least one walk in 113 of 187 career games. His 78 walks in 2003 are second most in ASU single-season history and he is only the second player in school history to join the 70/70 (RBI/BB) club in a season. Former major leaguer Alvin Davis recorded 87 walks and 91 RBI in 1982 and holds the school record with 207 career walks. Additionally, the third-team preseason All-American (*Collegiate Baseball/Baseball America*) has recorded 41 career multi-walk games, 72 multi-hit games, 53 multi-RBI contests and 93 career extra base hits for a .583 slugging percentage. He has recorded a hit in 78% of his games played (146 of 187) and has five career multi-home run games (three this season). Larish jumped into the national spotlight during his sophomore season (2003) in which he was named a first-team All-American after hitting .372 (87-for-234) with 80 runs, 18 doubles, 18 home runs, 95 RBI and 78 walks. Larish was also a first-team Summer All-American in 2003 after leading the USA Baseball National Team to a silver medal in the Pan Am Games in Santo Domingo, Dominican Republic and led Team USA with 23 RBI and eight home runs.



Sun Devil Baseball 2005

Zinicola Moves Into Record Books For Career Saves:

Despite making most of his pitching appearances as a starter this season (6 of 11), sophomore RHP Zechry Zinicola has recorded a pair of saves this year and now has 10 in his career to move into a tie for eight place in the ASU record books with former All-Pac-10 closer Eric Doble (1999-2001). Zinicola tied the ASU freshman record with eight saves last season and owns a career 5-2 record with a 3.64 ERA in 26 career relief appearances. In 10 career starts, Zinicola is 1-2 with a 4.46 ERA. Here is a look at ASU's career saves leaders:

ASU Career Saves Leaders:

1. Doug Nurnberg (1965-67)	25
2. Kevin Dukes (1978-81)	20
3. Noah Peery (1993-94)	17
Ryan Schroyer (2001-03)	17
5. Ryan Bradley (1995-97)	16
6. Dave Graybill (1982-84)	13
7. Mitch Dean (1976-80)	11
8. Zechry Zinicola (2004-P)	10
Eric Doble (1999-2001)	10

Returning From The Road:

The Sun Devils have been road warriors this season playing 18 of their first 31 games away from Packard Stadium. ASU returns home this weekend after spending four of the last seven weeks on the road, including a three-game series against USC last weekend at Dedeaux Field. In addition to playing over half of their games on the road, the Sun Devils have made three cross country flights to Greenville, N.C. and New Orleans, La. (twice). ASU will also play its first two Pac-10 series on the road at USC (won two of three) and California (Apr. 8-10). The Sun Devils are 9-4 at Packard Stadium and are hitting .307 (138-for-44). On the road, ASU is 9-9 while batting .299 (202-for-675) with 19 of the team's 26 home runs.

A Classy Gesture:

Prior to ASU's game against East Carolina (3/5), every player and coach of the Sun Devil baseball team made its way from the playing field to the press box to pay honor to former ECU coach Keith LeClair. The team came up to LeClair's special area in the press box to speak to the former ECU coach who is battling Lou Gehrig's Disease. They presented LeClair and his family an Arizona State jersey signed by every member of the program and expressed their gratitude for being one of the first teams to play at the new stadium named in his honor (Clark-LeClair Stadium).

From Batboy To Center Field:

Freshman outfielder J.J. Sfera is no stranger to the batters box at Packard Stadium, only in 2005 he will be hitting there, instead of picking up bats. The son of 10th-year assistant coach Jay Sfera, the younger Sfera spent several seasons in the late 90's as ASU's batboy, including duties at the 1998 College World Series. After a stellar prep career at Mountain Pointe High School, Sfera has become a mainstay in center field for the Sun Devils. He is listed at the No. 33 top incoming freshman in the nation by Baseball America. He has started 22 of ASU's 31 games this season and is hitting .267 (23-for-86) with three doubles, one triple, eight RBI and three stolen bases. He also leads ASU with six bunt base hits and three sacrifice bunts.

Curtis Coming of Age:

Sophomore center fielder Colin Curtis is third on the team with a .339 (43-for-127) batting average and has recorded at least one hit in 24 of 31 games. Curtis is also among the Pac-10 leaders with 24 RBI, 20 walks and eight stolen bases. In addition, Curtis has recorded 14 multi-hit games and has seven games with two or more RBI. He set a career-high with four hits in ASU's 7-6 loss in 14 innings to Arizona (2/15) and also came up with the game-winning single with two outs in the bottom of the ninth inning in a 11-10 win over New Mexico State (2/7). He was named honorable mention All-Pac-10 last season after hitting .300 (57-for-190) with five home runs, 36 RBI and 12 stolen bases.

Year	Avg	GP-GS	AB	R	H	2B	3B	HR	RBI	BB	SO	SB-ATT
2004....	.300	57-57	190	37	57	11	0	5	36	38	39	12-14
2005....	.339	31-31	127	24	43	7	1	1	24	20	18	8-10
TOTAL...	.315	88-88	317	61	100	18	1	6	60	58	57	20-24

Five Sun Devils Ranked Among Nation's Top 50:

Five Arizona State Sun Devils have been ranked among the nation's top 50 of their class in the 2005 *Baseball America* Preseason College Baseball Preview. In the Freshmen Fab 50, shortstop Andrew Romine (#3) and outfielder J.J. Sfera (#33) were both ranked. Outfielder Colin Curtis ranked No. 26 among the sophomores and Travis Buck was listed No. 13 amongst the star-studded junior class. Seniors Jeff Larish (#1) and Jason Urquidez (#6) were ranked among the top 10 seniors in the nation.

It's All About Family For Romine, Gosewisch, Bordes and Sfera:

Father/son combinations and brothers have played a unique part of the storied history of Arizona State Baseball. In all, four father/son combinations have played at Arizona State including current freshman shortstop Andrew Romine and his father, Kevin. Kevin Romine played at ASU from 1981-82 and later went on to play seven years with the Boston Red Sox. He holds the ASU career batting average record hitting .408 (223-for-547) and helped lead ASU to the 1981 National Championship. Assistant coach Jay J. Sfera will also get the chance to coach his son, freshman outfielder J.J. Sfera. Father Eddie Bane (1971-73) and son Jaymie Bane (1997), Casey Myers (1998-2001) and his father Clint Myers (1971-73) and Brian Berger (2000) and his father Bill Berger (1970-73) round out the four father/son combos to don the Sun Devil uniform. Nine sets of brothers have graced the ASU rosters through the years, including senior catcher Tuffy Gosewisch and his brother Chip (1996-99) and junior pitcher Brett Bordes and his freshman brother Greg. The other brother combinations include Chris (1975-78)

All-Time NCAA Victories

School	Record
1. Fordham (146)	3,199-1,606-42
2. Texas (108)	2,915-1,009-30
3. USC (110)	2,496-1,279-28
4. Michigan (137)	2,410-1,358-37
5. Stanford (111)	2,403-1,498-32
6. Arizona State (93)	2,358-1,154-6
7. WSU (109)	2,330-1,3720-17
8. Arizona (100)	2,309-1,206-22
9. Clemson (107)	2,267-1,260-29
10. Harvard (136)	2,254-1,422-32
11. Florida St. (57)	2,235-823-9
12. N. Carolina (114)	2,194-1,298-36
13. Illinois (125)	2,187-1,327-34
14. Minnesota (113)	2,179-1,277-26
15. California (123)	2,170-1,597-13
16. Miss. St. (114)	2,140-1,204-28
17. Texas A&M (102)	2,136-1,207-34
18. Alabama (111)	2,130-1,214-23
19. Yale (139)	2,115-1,833-42
20. Ohio State (121)	2,112-1,362-41

* Prior to start of 2005 Baseball Season *

Winningest Teams of the Decade (2000-04)

School	Record	Pct.
1. Southern	188-59	.761
2. Notre Dame	241-79-1	.752
3. Oral Roberts	236-78	.752
4. South Carolina	260-87	.749
5. Rice	246-83	.748
6. Stanford	245-83	.747
7. Florida State	259-88-1	.746
8. Texas	247-97	.718
9. Georgia Tech	231-91	.717
10. Miami (Fla.)	223-90-2	.711
11. East Carolina	219-89-2	.710
12. Nebraska	231-95	.709
13. Arizona State	216-88-1	.707
14. Florida Atlantic	219-97	.693
15. LSU	231-102-2	.693
16. CS Fullerton	220-99	.690
17. Wichita State	231-105	.688
18. UCF	213-98	.685
19. Clemson	224-105	.681
20. Tulane	216-101-1	.681

* Prior to start of 2005 Baseball Season *

ALL-TOURNAMENT

Bob Schaefer Memorial Tournament:

J.J. Sfera
Erik Averill
Tuffy Gosewisch
Colin Curtis
Andrew Romine

Coca-Cola Spring Training Classic:

Erik Averill
Jeff Larish
Joey Hooft
Joe Persichina

Kings of the Draft:

Over the last 11 years, ASU leads all colleges with 87 draft picks. Here is a look at the top colleges for producing players for the annual MLB June Amateur Draft over the last 11 years (1994-2004):

Arizona State	87
Miami (Fla.)	80
Cal State Fullerton	78
Stanford	74
Long Beach State	73
Rice	67
LSU	67
Texas A&M	67
USC	65
Wichita State	64



Sun Devil Baseball 2005

Media Information:

Baseball Contact: Jeff Evans
SID Phone: (480) 965-6592
Evans Cell: (480) 734-7791
Evans' Direct Line: (480) 965-6594
SID Fax: (480) 965-5408
Press Box: (480) 727-7253
Evans' E-Mail: jeff.evans@asu.edu
Website: www.TheSunDevils.com
Mailing Address:
 Carson Center Room 131
 Media Relations
 Arizona State University
 Tempe, AZ 85287-2505

Interviews:

All interviews with players and the coaching staff need to be cleared through the ASU media relations office and Jeff Evans. If you wish to talk to any Sun Devil player or head coach Pat Murphy, please contact Evans via the above information.

Media Guides:

Media guides will be available to working press only and can be purchased by fans at home games at Packard Stadium for \$8. Press guides will not be distributed to fans from the press box or the media relations office. The 2005 ASU Baseball Media Guide is also available online at www.thesundevils.com in .pdf format.

Game Notes and Statistics:

Game notes and statistics will be distributed to all working media and scouts on game days at Packard Stadium. Copies will also be made available in the press box. The statistics are for working press, scouts and coaches only. A complete statistical book containing box score, play-by-play and game notes will also be available in the press box for working media following each home game. All information will be made available to fans and ASU supporters through the school's official athletic website, www.TheSunDevils.com.

Live Stats/GameTracker:

While only certain games can be accessed by radio either through the internet or in the greater Phoenix area, every home game and selected road games can be tracked through live statistical updates on ASU's official website, www.TheSunDevils.com.

DEVILS

and Sal (1964-65) Bando, Kevin (1978-81) and Pat (1980-82) Dukes, Byron (1979), Dale (1976-79) and Larry (1976-78) Eiler, Greg (1968) and Skip (1964) Hancock, Darrell (1974-77) and Dwayne (1979) Jackson, Jeff (1994) and Mike (1993) Rensmeyer, and John (1971-73) and Tom (1973-75) Sain. Of the nine sets of brothers, four sets played at least one year together at Arizona State.

Preseason All-Americans:

The Sun Devils feature a trio of preseason All-Americans in 2005. Senior third baseman Jeff Larish, junior right fielder Travis Buck and senior right-handed pitcher Jason Urquidez all earned national preseason honors from various publications. Buck, who hit .373 with nine home runs and 58 RBI last season, earned first-team honors from *Baseball America*, second-team from *NCBWA* and third-team from *Collegiate Baseball*. Buck was also named to the initial watch list for the Brooks Wallace Player of the Year award. Larish was a third-team selection by *Baseball America* and Urquidez was second-team by the *NCBWA* and third-team by *Collegiate Baseball*.

Team USA Connections:

Junior right fielder Travis Buck will faced a pair of his Team USA teammates last weekend when the Sun Devils played USC. USC junior catcher Jeff Clement and sophomore RHP Ian Kennedy teamed with Buck on the Gold Medal winning USA Baseball National Team. Buck was named a first-team Summer All-American by *Baseball America* after hitting .412 (28-for-68) with six multi-hit games, two home runs and 14 RBI. He was a big part of Team USA's impressive end-of-the-summer run that saw the Red, White and Blue win the gold medal at the FISU World University Baseball Championship in Tainan, Taiwan. Buck became the seventh Sun Devil since 1998 to play on the USA Baseball National Team. Of the 22 players on the 2004 National Team, Buck will play against nine of his summer teammates (Troy Tulowitzki, Jed Lowrie, John Mayberry Jr., Trevor Crowe, Mark Romanczuk, Ian Kennedy, Jeff Clement, Daniel Bard, Cesar Ramos).

A Record Breaking Ninth Inning:

The Sun Devils set or tied three school records during the amazing 15-run ninth inning in the 30-13 win over Western Illinois. ASU set a record by recording 16 hits in the inning and sent 21 batters to the plate in the frame. The 15 runs tied a school record, last achieved against Stanford in 1980, and the 16 hits bettered the old record of 12 set against California in 1997. ASU also tied a school record by recording eight consecutive hits in the inning. Travis Buck (single), Colin Curtis (double), Austin Stockfisch (single), Jeff Larish (home run), Willy Fox (double), Joe Persichina (double), Seth Dhaenens (home run) and Greg Bordes (double) to put their names aside a piece of Sun Devil Baseball history. Fox alone went 3-for-3 in the inning falling just a triple short of hitting for the cycle.

More Records:

In addition to setting several records in the ninth inning against Western Illinois (3/13), ASU made several other entries into the record books. In addition to setting several offensive records, the 20-3 loss to LSU also made several entries in the pitching record section. Below are a listing of the record book entries from the weekend:

Team Record Book Entries:

- Total Bases (57 to set school record)
- RBI (29 to rank tied for fourth)
- At-Bats (61 to rank second)
- Runs (30 to tie for fourth)
- Most Runs, One Inning (tied school record with 15 in 9th vs. WIU)
- Most Hits, One Inning (16 to set school record in 9th vs. WIU)
- Hits (35 to set school record vs. WIU)
- Consecutive Hits (8 vs. WIU to tie school record)
- Doubles (7 vs. WIU to tie for ninth)
- Largest Losing Margin (17 runs to LSU to tie for fourth)
- Most Runs Allowed (20 to tie for seventh)
- Most Runs Allowed, One Inning (12 in 4th vs. LSU to tie for third)
- Most Hits Allowed, One Inning (9 in 4th vs. LSU to rank sixth)

Individual Record Book Entries:

- At-bats (8 by Colin Curtis and Travis Buck to rank second)
- Hits (6 by Travis Buck to tie for second)
- Runs (6 by Jeff Larish to tie the school record)
- Runs (5 by Willy Fox to tie for fourth)
- Triples (2 by Travis Buck to tie for fourth)

Buck and Larish Named Preseason All-Pac-10 by Baseball America:

Arizona State had a pair of players named to the annual preseason All-Pac-10 team as selected by *Baseball America*. Junior right fielder Travis Buck (OF) and senior third baseman Jeff Larish (DH) both were named to the squad. In addition, Larish was voted as having the "best strike zone discipline" and Buck was voted as having the "best outfield arm" and as being the "best all-around athlete" in the league. Buck was also named the Pac-10's No. 3 prospect for the 2005 MLB Draft. Other preseason honors handed out to the Devils by *Baseball America* included shortstop Andrew Romine being named the Pac-10's No. 2 top newcomer and sophomore closer Zechry Zinicola recognized as having the league's best fastball.

How 2005 Compares To Past Seasons:

Here is a look at how ASU has fared in games 26-35 during the Murphy era (1995-P):

Games	1995	1996	1997	1998	1999	2000	2001	2002	2003	2004	2005
26	20-6	16-10	16-10	16-10	19-7	20-6	20-5-1	18-8	25-1	20-6	14-12
27	21-6	17-10	17-10	16-11	19-8	21-6	20-6-1	18-9	26-1	21-6	15-12
28	22-6	18-10	18-10	16-12	19-9	22-6	20-7-1	18-10	27-1	21-7	16-12
29	23-6	19-10	18-11	17-12	20-9	23-6	20-8-1	19-10	28-1	22-7	16-13
30	24-6	19-11	19-11	18-12	20-10	24-6	20-9-1	20-10	28-2	22-8	17-13
31	24-7	20-11	20-11	19-12	21-10	25-6	21-9-1	20-11	29-2	22-9	18-13
32	24-8	21-11	20-12	20-12	22-10	26-6	21-10-1	20-12	30-2	22-10	---
33	24-9	21-12	21-12	20-13	23-10	26-7	21-11-1	21-12	31-2	23-10	---
34	25-9	21-13	21-13	20-14	24-10	26-8	22-11-1	22-12	31-3	23-11	---
35	25-10	22-13	21-14	21-14	24-11	27-8	22-12-1	23-12	32-3	24-11	---



Sun Devil Baseball 2005

NCAA Record Consecutive Games Scoring Streak Ends at 506:

The Sun Devils had a piece of history come to an end when their NCAA record 506 consecutive games scoring streak came to an end Feb. 15, 2004 against Oklahoma. The Sooners ended a streak that began April 8, 1995, a day after the USC Trojans shut out the Sun Devils during Pat Murphy's first year at ASU. "The Streak" saw the Devils go 338-167-1 during the 506-game stretch, scoring 4,755 runs (9.40 per game average) from 1995-2004. The Devils made history on April 7, 2001 when they scored at least one run in their 350th consecutive game, breaking the 12-year-old NCAA record exactly six years to the day when they were last shut out. ASU was shut out 9-0 in that game on April 7, 1995 at Dedeaux Field by left-hander Randy Flores. Coastal Carolina previously held the NCAA record at 349 games set from 1983-1989. ASU also had a stretch of 278 games without being shut out from 1990 to 1994, meaning the program has only been shutout in four games dating back to the 1990 season. Notable pitchers the Devils have faced during the streak include Mark Prior (USC), Jeremy Guthrie (Stanford), Barry Zito (USC), Kirk Saarloos (CS Fullerton), Jason Young (Stanford), Ben Diggins (Arizona), Adam Johnson (CS Fullerton), Ryan Drese (Cal), Jeff Weaver (Fresno State), Chad Hutchinson (Stanford), Abe Alvarez and Adam Pettyjohn (Fresno State).

NCAA Record Consecutive Game Scoring Streaks:

Arizona State	506	April 8, 1995 - Feb. 14, 2004
Coastal Carolina	349	April 16, 1983 - April 10, 1989
Wichita State	332	March 13, 1996 - Feb. 23, 2001
Nebraska	331	May 3, 1998 - June 1, 2003
Florida State	326	April 29, 1984 - Feb. 25, 1989

ASU And Team USA Connections:

Arizona State baseball has had a long-standing tradition of sending players to play for the USA Baseball National team during the summers. In a recent poll distributed by USA Baseball, ASU ranked No. 8 as a supplier to the National Team. With the selection of Travis Buck to the 2004 USA Baseball National Team, ASU has now had 10 players and 11 total selections don the Red, White and Blue for Team USA since 1984. ASU has also had at least one player on Team USA in six of the last seven years. Buck helped Team USA win the Gold Medal in the FISU World University Baseball Championships last summer in Tainan, Taiwan. Larish was a member of the 2003 squad that finished the summer with a 27-2 record and won a silver medal in the Pan Am Games.

ASU Players on Team USA:

Oddibe McDowell	1984
Jim Austin	1990
Kaipo Spenser	1995
Willie Bloomquist	1998
Jon Switzer	2000
Casey Myers	2000
Mike Esposito	2001
Dustin Pedroia	2002, 2003
Jeff Larish	2003
Travis Buck	2004

Arizona State's NCAA Record

506

Consecutive Games Scoring Streak

Roster Breakdown

2	J.J. Sferra, OF
3	Jeff Landry, UTL
4	Travis Buck, OF/3B
5	Joey Hooft, 3B
6	Seth Dhaenens, UTL
7	Vinny Biancamano, 2B
9	Colin Curtis, OF
10	Tim Esmay, Asst. Coach (3B)
11	Jeff Larish, 1B/OF
12	Andrew Romine, SS
13	Austin Stockfisch, C
14	Rocky Laguna, OF
15	Joe Persichina, 2B
16	Greg Bordes, UTL
17	Seth Garrison, RHP
18	Willy Fox, 1B
19	Joel Bocchi, C
21	Quentin Andes, RHP
25	Eric Williams, OF
28	Eric Sogard, 3B
30	Drew Bowman, LHP
31	Kevin Dryanski, RHP
34	Jason Urquidez, RHP
36	DJ Butler, OF
37	Zechry Zinicola, RHP/DH
38	Jack Krawczyk, Asst. Coach
39	Tuffy Gosewisch, C
40	Pat Bresnehan, RHP
41	Josh Satow, LHP
42	Pat Murphy, Head Coach
45	Erik Averill, LHP
47	Ty Marotz, RHP
49	Brett Bordes, LHP
50	Tony Barnette, RHP
62	Jay J. Sferra, Asst. Coach (1B)

By Position

Catchers	3
Pitchers	12
Infielders	13
Outfielders	7

*players with multi-positions included

By Class

Seniors	6
Juniors	5
Sophomores	6
Freshmen	14

By State

Arizona	14
California	7
Washington	3
New York	1
Illinois	1
New Mexico	1
Nevada	1
Massachusetts	1
Colorado	1
Texas	1

Batting

Righties	14
Lefties	12
Switch	5

Pitching

Righties	8
Lefties	4

Sun Devil Baseball NCAA Tournament History:

NCAA Appearances	28	Record in District 7	12-1
All-Time NCAA Record	129-55	CWS Appearances	18
Regional Appearances	20	CWS Titles	5
Regional Titles	13	CWS Runners-up	5
Record in Regionals	59-20	CWS Third-Place Finishes	4
Super Regional Record	1-2	Record at CWS	55-30 (.647)
District 7 Appearances	6		

NCAA Tournament Breakdown

NCAA Titles By School	College World Series Wins	NCAA Tournament Wins
1. USC	1. USC	1. Texas
2. Arizona State	2. Texas	2. USC
Texas	3. Arizona State	3. Miami
LSU	4. Miami	4. Florida State
5. Miami (Fla.)	5. Oklahoma State	5. Arizona State
CS Fullerton	Stanford	
CWS Appearances	Years in NCAA Tournament	
1. Texas	1. Texas	
2. USC	2. Florida State	
Miami	3. USC	
4. Oklahoma State	4. Oklahoma State	
5. Arizona State	Miami (Fla.)	
Florida State	9. Arizona State	





#45 • Erik Averill

LHP • 6-2 • 200 • Junior - 2V • Orange, Calif. (Villa Park HS)

****2005 All-America Candidate • Clemens Award Watch List****

CAREER HIGHLIGHTS: Is 17-8 with two saves and a 4.11 ERA (216.2 IP, 99 ER) in 55 career pitching appearances (27 starts)... opponents are hitting .269 against him with 14 home runs... has lasted five or more innings in 17 of his 27 starts... earned freshman All-America honors in 2003 after going 8-2 with a 3.66 ERA... tied for seventh in the ASU freshman record books with eight wins, ninth in ERA (3.66) and seventh in strikeouts (61).

2005 HIGHLIGHTS: Will be making his Pac-10 leading ninth start of the season Friday against Wright State... leads the ASU pitching staff going 5-2 with a 3.31 ERA and has recorded 47 strikeouts and only 12 walks in 54.1 IP this season... tied for the league lead with 54.1 innings pitched and ranks sixth with 47 strikeouts... pitched only two innings last weekend out of the bullpen against USC (2.0 IP, 2 H, 4 ER)... is 5-2 with a 2.75 ERA in his eight starts this season... in his last start against Oklahoma (3/19) he recorded his third complete game of the year... he limited the Sooners to only five singles and one unearned run, while striking out seven... has lasted five or more innings in seven straight starts... earned NCBWA and Collegiate Baseball National Pitcher of the Week honors after striking out career-high 14 batters in complete-game shutout over New Mexico State (2/4)... also threw a complete game against South Alabama (2/12), giving up only one earned run and five hits.

AVERILL'S 2005 PITCHING LOG

Date	Opponent	Score	Dec.	IP	H	R	ER	BB	SO	HR	When he left	Pitches/Strikes
Jan. 28	Long Beach State	L, 3-7	L	4.0	9	4	3	0	6	0	Trailing 4-2	74/55
Feb. 4	New Mexico State	W, 12-0	W	9.0	7	0	0	0	14	0	Complete game	119/81
Feb. 12	vs. South Alabama	W, 7-2	W	9.0	5	2	1	1	8	0	Complete game	130/91
Feb. 19	at Tulane	L, 2-7	L	5.0	8	5	5	1	1	0	Tied 2-2	75/48
Feb. 27	Baylor	L, 7-8 (10)	ND	5.0	6	4	4	1	4	1	Leading 5-4	95/60
Mar. 5	at East Carolina	W, 10-3	W	6.1	6	3	2	4	3	1	Leading 10-3	102/59
Mar. 12	vs. Western Illinois	W, 19-1	W	5.0	7	1	1	1	4	0	Leading 11-1	63/44
Mar. 19	Oklahoma	W, 5-1	W	9.0	5	1	0	2	7	0	Complete game	119/86
Mar. 24	at USC (R)	L, 8-9	ND	2.0	2	4	4	2	0	0	Leading 4-2	36/30
Season Totals		9 G/8 GS	5-2	54.1	55	24	20	12	47	2	3.31 ERA	----
January/February		5 G/5 GS	2-2	32.0	35	15	13	3	33	1	3.65 ERA	----
March Totals		4 G/3 GS	3-0	22.1	20	9	7	9	14	1	2.82 ERA	----
Pac-10		1 G/0 GS	0-0	2.0	2	4	4	2	0	0	18.00 ERA	----
Non-Conference		8 G/8 GS	5-2	52.1	53	20	16	10	47	2	2.75 ERA	----
Home		4 G/4 GS	2-1	27.0	27	9	7	3	31	1	2.33 ERA	----
Away		5 G/4 GS	3-1	27.1	28	15	13	9	16	1	4.28 ERA	----

AVERILL'S 2003 & 2004 PITCHING LOGS

2003	Opp	S/R	W/L	IP	H	R	ER	BB-SO	2004	Opp	S/R	W/L	IP	H	R	ER	BB-SO
1/18	UHH	S	W	7.1	1	2	0	1-7	2/7	FSU (#18)	R	---	5.0	4	1	1	3-3
1/26	SDSU	S	W	4.0	1	0	0	0-4	2/13	CSUN	R	W	2.2	0	0	0	0-3
2/2	LBSU	S	W	6.2	6	2	0	1-1	2/16	Gonzaga	S	---	2.0	5	7	5	2-2
2/8	BYU	S	---	2.1	6	4	4	1-1	2/20	Lamar	R	---	2.2	1	0	0	0-0
2/17	Gonzaga	S	---	2.0	4	3	3	2-2	2/28	UConn	R	---	1.0	0	0	0	1-1
2/21	Dayton	R	---	2.0	0	1	0	1-1	2/29	UConn	R	---	2.0	0	0	0	1-2
2/28	PSU	R	W	5.2	3	0	0	0-6	3/5	ECU (#18)	R	---	2.0	4	3	3	0-2
3/6	CSUN	S	W	6.0	7	2	2	1-5	3/12	Tulane (#11)	R	---	4.2	0	0	0	0-4
3/16	Oklahoma	S	W	5.0	3	1	0	2-3	3/14	Tulane (#11)	R	W	2.1	2	1	1	1-1
3/22	Stanford	S	---	4.0	7	2	2	0-5	3/19	Cal	R	---	2.2	5	5	5	0-2
3/29	USC	S	---	6.0	7	5	5	0-3	3/26	Washington	R	---	4.2	8	6	6	2-3
4/7	GCU	R	---	1.0	0	0	0	0-1	4/3	USC	R	L	2.2	4	3	3	1-0
4/11	California	S	W	7.0	10	2	2	3-0	4/4	USC	R	---	2.0	3	0	0	0-2
4/17	UCLA	S	---	2.2	6	5	5	0-1	4/8	ORU (#24)	S	---	3.1	8	2	2	0-2
4/27	WSU	R	---	1.0	0	0	0	1-0	4/12	Arizona	R	---	3.2	4	1	1	2-4
4/30	Oklahoma	S	---	3.0	4	2	2	2-2	4/17	UCLA	R	---	3.2	0	0	0	0-2
5/17	Washington	S	L	5.0	5	5	5	1-4	4/25	WSU	S	L	5.1	5	5	3	3-2
5/24	Arizona	S	W	7.0	7	0	0	1-6	4/27	Wichita St.	R	W	2.0	0	0	0	0-1
6/1	UNLV	R	---	2.0	1	0	0	0-1	5/4	NMSU	R	---	0.1	3	1	1	0-0
6/6	CSF	S	L	6.1	9	5	5	1-8	5/14	Oregon St.	R	W	2.0	1	0	0	1-3
Season Totals:		20	8-2	86.0	87	41	35	18-61	5/16	Oregon St.	R	S	1.1	0	0	0	0-3
									5/21	Arizona	R	S	4.0	2	1	1	3-3
									5/23	Arizona	R	---	2.1	2	0	0	2-1
									5/29	Stanford (#2)	R	---	3.1	5	5	5	1-2
									6/4	Pepperdine	R	L	2.0	5	4	2	0-4
									6/5	CSF (#9)	S	L	6.2	12	5	5	0-4
									Season Totals		26	4-4-2	76.1	83	50	44	23-56

AVERILL'S CAREER STATISTICS

Year	ERA	W-L	App	GS	CG	SHO/CBO	SV	IP	H	R	ER	BB	SO	2B	3B	HR	BF	B/Avg	WP	HBP	SFA	SHA
2003....	3.66	8-2	20	15	0	0/3	0	86.0	87	41	35	19	61	19	6	7	373	.264	2	16	4	4
2004....	5.19	4-4	26	4	0	0/0	2	76.1	83	50	44	23	56	11	2	5	341	.280	6	8	6	8
2005....	3.31	5-2	9	8	3	1/0	0	54.1	55	24	20	12	47	12	1	2	232	.261	3	4	0	5
TOTAL...	4.11	17-8	55	27	3	1/3	2	216.2	225	115	99	54	164	42	9	14	946	.269	11	28	10	17

AVERILL'S HIGHS

AVERILL IN 2005

COMPLETE GAMES: 3, last vs. Oklahoma (3/19/05)
SHUTOUTS: 1, vs. New Mexico State (2/4/05)
IPs (Starter): 9.0, 3x, vs. Oklahoma (3/19/05)
IPs (Relief): 2.0, at USC (3/24/05)
STRIKEOUTS: 14, vs. New Mexico State (2/4/05)
WALK HIGH: 4, at East Carolina (3/5/05)
WIN STREAK: 3, Mar. 5-19, 2005 (ECU/WIU/OKLA)

AVERILL CAREER

COMPLETE GAMES: 3, last vs. Oklahoma (3/19/05)
SHUTOUTS: 1, vs. New Mexico State (2/4/05)
IPs (Starter): 9.0, 3x, vs. Oklahoma (3/19/05)
IPs (Relief): 5.2, vs. Penn State (2/28/03)
STRIKEOUTS: 14, vs. New Mexico State (2/4/05)
WALK HIGH: 4, at East Carolina (3/5/05)
WIN STREAK: 3, 3x, last Mar. 5-19, 2005 (ECU/WIU/OKLA)

Sun Devil Baseball 2005

2005 Arizona State Baseball Game-by-Game Results

(18-13 Overall, 2-1 Pac-10, 9-4 Packard Stadium, 9-9 Away, 6-11 Ranked Opponents)

Date	Opponent	W-L	Score	Att.	ASU Pitcher	ASU R-H-E-LOB	Record	Notes
1/28	Long Beach State (#14)	L	3-7	4,783	Averill (0-1)	3-11-3-9	0-1	Curtis 3x4, 3B, 2 RBI. ASU loses season opener.
1/29	Long Beach State (#14)	W	8-6	2,926	Zinicola (1-0)	8-11-0-8	1-1	Sferra 2x4, 2 RBI, GW 1B. Hooft 3x4, 2 R, RBI.
1/30	Long Beach State (#14)	L	1-11	2,823	Bordes (0-1)	1-9-1-8	1-2	Zinicola/Gosewisch 2x4 as ASU loses series to LBSU
2/4	New Mexico State\$	W	12-0	2,163	Averill (1-1)	12-15-0-10	2-2	Averill, CG shutout, 14 K's. Larish 4x4, 4 RBI.
2/5	Gonzaga\$	W	10-8	2,073	Urquidez (1-0)	10-14-4-8	3-2	Sferra/Biancamano/Romine 8-for-11, 5 RBI.
2/6	Oregon State\$	L	6-12	2,099	Bordes (0-2)	6-8-5-6	3-3	ASU commits 5 errors. Gosewisch 2-R HR.
2/7	New Mexico State\$	W	11-10	2,547	Zinicola (2-0)	11-15-2-8	4-3	Curtis RBI single in ninth caps 3-run ninth.
2/12	South Alabama#	W	7-2	1,003	Averill (2-1)	7-10-2-6	5-3	Averill CG, 5 H, 8 K. Larish 2x4, 2 RBI, HR.
2/12	Oklahoma#	W	7-5	678	Barnette (1-0)	7-12-1-6	6-3	Larish 2x4, 4 RBI, HR. Barnette 0 R, 3.2 IP.
2/13	Gonzaga#	L	0-2	456	Zinicola (2-1)	0-4-3-6	6-4	ASU limited to four hits. Persichina 2x3.
2/15	at Arizona (#9)	L	6-7 (14)	1,310	Marotz (0-1)	6-11-3-12	6-5	Arizona hits walk-off 2-R HR in 14th.
2/18	at Tulane (#1)	L	2-8	3,784	Urquidez (1-1)	2-6-2-8	6-6	Curtis 2-for-3. Tulane scores three in 1st inning.
2/19	at Tulane (#1)	L	2-7	7,435	Averill (2-2)	2-10-1-8	6-7	Gosewisch 3-for-4, 2 RBI. Tulane scores 5 in 6th.
2/20	at Tulane (#1)	L	3-9	3,085	Bresnehan (0-1)	3-8-1-6	6-8	Fox 1-for-3, HR, 2 RBI in first career start.
2/23	at Arizona (#7)	L	5-11	1,714	Barnette (1-1)	5-9-2-10	6-9	Larish 2-for-3, 2 HR. Arizona scored 9 2-out runs.
2/25	Baylor (#8)	W	5-3	2,627	Urquidez (2-1)	5-5-2-5	7-9	Buck 2-for-4, Grand Slam HR in 7th inning.
2/26	Baylor (#8)	W	12-4	2,603	Bordes (1-2)	12-16-1-7	8-9	Buck 4-for-5. Fox 2-for-4, HR, 4 RBI.
2/27	Baylor (#8)	L	7-8 (10)	2,799	Urquidez (2-2)	7-9-5-6	8-10	Buck 2-for-5. ASU commits 5 errors for 4 UER.
3/4	vs. North Carolina& (#4)	W	4-3 (11)	4,410	Urquidez (3-2)	4-8-1-14	9-10	Urquidez 5.1 IP, 0 H, 0 R, 9 K's to earn victory.
3/5	at East Carolina&	W	10-3	5,023	Averill (3-2)	10-5-1-2	10-10	Gosewisch 2-for-4, 4 RBI. Larish 3-R HR.
3/6	vs. Ohio State%	W	3-0	3,368	Bresnehan (1-1)	3-8-3-8	11-10	Bresnehan/Bordes combine for 6-hit shutout.
3/11	at LSU (#5)	L	5-6	7,298	Zinicola (2-2)	5-9-0-6	11-11	Laguna 2-for-4, 2 RBI. Bullpen 4.1 IP, 0 R.
3/12	vs. Western Illinois^	W	19-1	375	Averill (4-2)	19-23-1-9	12-11	Buck 4x6, 2 3B. Larish 3x6, 2 HR, 5 RBI.
3/13	vs. Western Illinois^	W	30-13	175	Satow (1-0)	30-25-2-13	13-11	ASU sets school record with 35 hits.
3/13	at LSU (#5)	L	3-20	7,422	Bresnehan (1-2)	3-6-3-5	13-12	Gosewisch 1-for-4, 2 RBI, HR.
3/18	Oklahoma	W	5-4	3,516	Urquidez (4-2)	5-10-1-9	14-12	Larish 2x3, 2 BB, walk-off HR in 9th inning.
3/19	Oklahoma	W	5-1	2,915	Averill (5-2)	5-6-2-7	15-12	Averill CG victory with 7 K and 1 UER.
3/20	Oklahoma	W	6-5	3,375	Barnette (2-1)	6-9-0-10	16-12	Buck 3x4, 3 R, RBI. Hooft 3-run double.
3/24	at USC* (#21)	L	8-9	318	Bordes (1-3)	8-11-1-7	16-13	Buck 3x5, 2 2B. Pitchers walk nine in loss.
3/25	at USC* (#21)	W	17-1	738	Bresnehan (2-2)	17-22-4-14	17-13	Bresnehan CG, 4 H, 0 ER. Gosewisch 5x6, 4 RBI.
3/26	at USC* (#21)	W	2-1 (10)	852	Bordes (2-3)	2-5-0-9	18-13	Larish 1-for-2, HR, 2 RBI, GW SF.
4/1	Wright State		6:30 p.m.					
4/2	Wright State		6:30 p.m.					
4/3	Wright State		1 p.m.					
4/8	at California*		2 p.m.					
4/9	at California*		1 p.m.					
4/10	at California*		1 p.m.					
4/15	Stanford*		6:30 p.m.					
4/16	Stanford*		6:30 p.m.					
4/17	Stanford*		1 p.m.					
4/22	UCLA*		6:30 p.m.					
4/23	UCLA*		6:30 p.m.					
4/24	UCLA*		1 p.m.					
4/29	at Oregon State*		5 p.m.					
4/30	at Oregon State*		1 p.m.					
5/1	at Oregon State*		1 p.m.					
5/4	Utah Valley State		6:30 p.m.					
5/14	Arizona*		6:30 p.m.					
5/15	Arizona*		1 p.m.					
5/16	Arizona*		6:30 p.m.					
5/20	at Washington*		6:30 p.m.					
5/21	at Washington*		1 p.m.					
5/22	at Washington*		1 p.m.					
5/27	Washington State*		6:30 p.m.					
5/28	Washington State*		6:30 p.m.					
5/29	Washington State*		1 p.m.					

* Pac-10 Game

\$ Bob Schaefer Memorial Tournament (Packard Stadium)


Coca-Cola Spring Training College Baseball Classic (Surprise, Ariz.)

& Keith LeClair Invitational at East Carolina

^ Games played in Baton Rouge, La.



Sun Devil Baseball 2005



Arizona State Sun Devil Baseball Overall Statistics

Record: 18-13 Home: 9-4 Away: 3-8 Neutral: 6-1 Pac-10: 2-1

Player	AVG	GP-GS	AB	R	H	2B	3B	HR	RBI	TB	SLG%	BB	HBP	SO	GDP	OB%	SF	SH	SB-ATT	PO	A	E	FLD%
4 Travis Buck.....	.362	31-31	138	36	50	13	3	2	22	75	.543	10	2	21	1	.411	1	1	9-12	46	30	5	.938
39 Tuffy Gosewisch..	.347	31-31	121	24	42	6	2	5	33	67	.554	9	7	17	0	.411	4	0	3-5	222	34	0	1.000
9 Colin Curtis.....	.339	31-31	127	24	43	7	1	1	24	55	.433	20	2	18	5	.428	3	0	8-10	45	0	1	.978
11 Jeff Larish.....	.320	31-31	122	31	39	8	1	12	33	85	.697	23	2	29	2	.432	1	1	4-5	224	14	5	.979
5 Joey Hooft.....	.310	20-20	71	10	22	5	0	0	11	27	.380	7	1	9	1	.380	0	0	6-9	12	36	5	.906
18 Willy Fox.....	.308	20-12	52	16	16	4	0	4	16	32	.615	6	5	14	1	.429	0	0	4-4	3	0	0	1.000
14 Rocky Laguna.....	.302	26-15	63	9	19	6	2	0	14	29	.460	9	4	15	1	.416	1	0	5-5	25	3	2	.933
2 J.J. Sferra.....	.267	26-22	86	16	23	3	1	0	8	28	.326	5	2	14	1	.323	0	3	3-9	44	0	3	.936
37 Zechry Zinicola..	.264	17-14	53	7	14	2	0	1	6	19	.358	3	1	9	1	.310	1	0	0-0	35	5	1	.976
12 Andrew Romine....	.263	31-31	99	17	26	4	1	0	11	32	.323	7	1	15	1	.315	1	3	4-5	56	78	11	.924
6 Seth Dhaenens....	.256	20-6	39	8	10	2	0	1	10	15	.385	5	1	7	0	.348	1	0	2-2	17	26	4	.915
15 Joe Persichina...	.232	30-17	69	11	16	2	1	0	5	20	.290	9	1	13	1	.329	0	2	3-3	71	45	4	.967
7 Vinny Biancamano.	.229	19-10	35	7	8	2	0	0	3	10	.286	3	0	10	2	.289	0	0	0-1	7	11	5	.783

13 Austin Stockfisch	.833	7-0	6	3	5	0	0	0	1	5	.833	0	0	0	0	.833	0	0	0-0	13	1	0	1.000
36 DJ Butler.....	.200	11-3	10	1	2	0	0	0	1	2	.200	2	1	5	0	.357	1	0	1-1	1	0	0	1.000
16 Greg Bordes.....	.200	10-2	5	1	1	1	0	0	0	2	.400	1	0	1	1	.333	0	0	0-1	4	9	2	.867
3 Jeff Landry.....	.143	12-3	14	1	2	0	0	0	0	2	.143	2	0	5	0	.250	0	0	1-1	4	9	3	.813
28 Eric Sogard.....	.143	10-2	14	2	2	0	0	0	1	2	.143	2	0	3	0	.250	0	0	0-0	4	5	2	.818
25 Eric Williams....	.000	4-0	0	0	0	0	0	0	0	0	.000	0	0	0	0	.000	0	0	0-0	0	0	0	.000
Totals.....	.302	31-31	1124	224	340	65	12	26	199	507	.451	123	30	205	18	.382	14	10	53-73	842	359	58	.954
Opponents.....	.274	31-31	1115	187	306	62	9	27	171	467	.419	108	32	235	22	.354	6	20	20-37	827	377	46	.963

LOB - Team (252), Opp (252). DPs turned - Team (29), Opp (22). CI - Team (0), Opp (2). IBB - Team (12), Larish 10, Curtis 1, Gosewisch 1, Opp (8). Picked off - Romine 1, Hooft 1, Buck 1.

(All games Sorted by Earned run avg)


Player	ERA	W-L	APP	GS	CG	SHO/CBO	SV	IP	H	R	ER	BB	SO	2B	3B	HR	AB	B/Avg	WP	HBP	BK	SFA	SHA
45 Erik Averill.....	3.31	5-2	9	8	3	1/0	0	54.1	55	24	20	12	47	12	1	2	211	.261	3	4	0	0	5
40 Pat Bresnehan....	3.76	2-2	12	6	1	0/1	0	38.1	35	18	16	17	35	4	2	4	151	.232	2	9	1	0	1
49 Brett Bordes.....	3.93	2-3	15	2	0	0/1	1	34.1	34	20	15	10	21	6	0	4	130	.262	0	1	1	1	2
34 Jason Urquidez...	4.83	4-2	13	5	0	0/0	1	50.1	52	35	27	22	40	15	1	7	199	.261	3	3	1	2	3
37 Zechry Zinicola..	5.18	2-2	11	6	0	0/0	2	33.0	31	25	19	19	28	5	1	4	127	.244	5	7	0	0	3
50 Tony Barnette....	8.16	2-1	17	3	0	0/0	0	32.0	49	35	29	14	34	10	1	2	144	.340	0	4	0	1	2

21 Quentin Andes....	0.00	0-0	3	0	0	0/0	0	2.0	2	0	0	2	1	0	0	0	7	.286	0	1	0	0	0
31 Kevin Dryanski...	3.18	0-0	6	0	0	0/0	0	11.1	14	6	4	2	6	2	1	1	42	.333	2	2	0	0	3
47 Ty Marotz.....	4.85	0-1	6	1	0	0/0	0	13.0	14	7	7	2	12	2	1	2	49	.286	0	0	0	1	0
17 Seth Garrison....	10.29	0-0	6	0	0	0/0	1	7.0	11	8	8	5	10	6	1	0	31	.355	0	1	1	0	1
41 Josh Satow.....	10.80	1-0	1	0	0	0/0	0	5.0	9	9	6	3	1	0	0	1	24	.375	0	0	0	1	0
Totals.....	4.75	18-13	31	31	4	2/1	5	280.2	306	187	148	108	235	62	9	27	1115	.274	15	32	4	6	20
Opponents.....	6.07	13-18	31	31	0	1/1	7	275.2	340	224	186	123	205	65	12	26	1124	.302	18	30	14	14	10

PB - Team (0), Opp (3). Pickoffs - Team (5), Urquidez 2, Gosewisch 1, Bresnehan 1, Zinicola 1, Opp (3). SBA/ATT - Gosewisch (20-33), Bordes, B. (4-8), Bresnehan (6-8), Marotz (2-5), Averill (1-4), Urquidez (2-4), Zinicola (1-3), Dryanski (1-2), Barnette (2-2), Garrison (1-1).



Sun Devil Baseball 2005




Arizona State Sun Devil Baseball Fielding Statistics

2005 Arizona State Sun Devil Baseball
Overall Statistics for Arizona State (as of Mar 27, 2005)
(All games Sorted by Fielding pct)

Player	C	PO	A	E	FLD%	DPs	SBA	CSB	SBA%	PB	CI
39 Tuffy Gosewisch..	256	222	34	0	1.000	3	20	13	.606	0	0
49 Brett Bordes.....	16	3	13	0	1.000	1	4	4	.500	0	0
13 Austin Stockfisch	14	13	1	0	1.000	0	0	0	---	0	0
18 Willy Fox.....	3	3	0	0	1.000	0	0	0	---	0	0
31 Kevin Dryanski...	3	0	3	0	1.000	0	1	1	.500	0	0
17 Seth Garrison....	2	0	2	0	1.000	0	1	0	1.000	0	0
41 Josh Satow.....	1	0	1	0	1.000	0	0	0	---	0	0
36 DJ Butler.....	1	1	0	0	1.000	0	0	0	---	0	0
11 Jeff Larish.....	243	224	14	5	.979	18	0	0	---	0	0
9 Colin Curtis.....	46	45	0	1	.978	0	0	0	---	0	0
37 Zechry Zinicola..	41	35	5	1	.976	2	1	2	.333	0	0
15 Joe Persichina...	120	71	45	4	.967	13	0	0	---	0	0
4 Travis Buck.....	81	46	30	5	.938	5	0	0	---	0	0
34 Jason Urquidez...	16	1	14	1	.938	1	2	2	.500	0	0
2 J.J. Sferra.....	47	44	0	3	.936	0	0	0	---	0	0
14 Rocky Laguna.....	30	25	3	2	.933	1	0	0	---	0	0
12 Andrew Romine....	145	56	78	11	.924	18	0	0	---	0	0
6 Seth Dhaenens....	47	17	26	4	.915	7	0	0	---	0	0
5 Joey Hooft.....	53	12	36	5	.906	2	0	0	---	0	0
40 Pat Bresnehan....	8	2	5	1	.875	0	6	2	.750	0	0
16 Greg Bordes.....	15	4	9	2	.867	2	0	0	---	0	0
45 Erik Averill.....	14	2	10	2	.857	1	1	3	.250	0	0
50 Tony Barnette....	7	1	5	1	.857	0	2	0	1.000	0	0
28 Eric Sogard.....	11	4	5	2	.818	0	0	0	---	0	0
3 Jeff Landry.....	16	4	9	3	.813	1	0	0	---	0	0
7 Vinny Biancamano.	23	7	11	5	.783	4	0	0	---	0	0
25 Eric Williams....	0	0	0	0	.000	0	0	0	---	0	0
21 Quentin Andes....	0	0	0	0	.000	0	0	0	---	0	0
47 Ty Marotz.....	0	0	0	0	.000	0	2	3	.400	0	0
Totals.....	1259	842	359	58	.954	29	20	17	.541	0	0
Opponents.....	1250	827	377	46	.963	22	53	20	.726	3	2



Sun Devil Baseball 2005



Arizona State Sun Devil Baseball Pac-10 Statistics

Record: 2-1 Home: 0-0 Away: 2-1 Pac-10: 2-1

Player	AVG	GP-GS	AB	R	H	2B	3B	HR	RBI	TB	SLG%	BB	HBP	SO	GDP	OB%	SF	SH	SB-ATT	PO	A	E	FLD%
13 Austin Stockfisch	1.000	1-0	1	0	1	0	0	0	0	1	1.000	0	0	0	0	1.000	0	0	0-0	1	0	0	1.000
39 Tuffy Gosewisch..	.500	3-3	16	5	8	1	1	0	6	11	.688	0	0	1	0	.500	0	0	0-0	13	0	0	1.000
7 Vinny Biancamano.	.500	1-0	2	0	1	0	0	0	0	1	.500	0	0	0	0	.500	0	0	0-0	0	0	0	.000
2 J.J. Sferra.....	.429	2-2	7	1	3	0	0	0	2	3	.429	1	2	1	0	.600	0	0	0-1	7	0	0	1.000
6 Seth Dhaenens....	.400	3-3	10	2	4	2	0	0	3	6	.600	3	0	2	0	.500	1	0	0-0	7	9	0	1.000
14 Rocky Laguna.....	.333	3-3	12	2	4	2	0	0	1	6	.500	2	2	3	0	.500	0	0	0-0	12	0	2	.857
15 Joe Persichina....	.333	2-1	3	1	1	0	0	0	0	1	.333	1	0	0	0	.500	0	0	0-0	8	0	1	.889
9 Colin Curtis.....	.313	3-3	16	4	5	1	0	1	4	9	.563	0	0	6	2	.313	0	0	0-0	9	0	0	1.000
4 Travis Buck.....	.286	3-3	14	5	4	3	0	0	1	7	.500	1	0	4	0	.333	0	1	1-1	2	10	1	.923
11 Jeff Larish.....	.273	3-3	11	3	3	0	0	2	4	9	.818	4	1	3	0	.471	1	0	1-2	17	2	0	1.000
12 Andrew Romine....	.250	3-3	12	2	3	0	0	0	0	3	.250	0	0	4	0	.250	0	0	0-0	5	7	1	.923
5 Joey Hooft.....	.091	3-3	11	1	1	0	0	0	1	1	.091	1	0	1	0	.167	0	0	0-0	0	0	0	.000
18 Willy Fox.....	.000	1-0	2	1	0	0	0	0	0	0	.000	0	1	1	0	.333	0	0	0-0	0	0	0	.000
28 Eric Sogard.....	.000	1-0	1	0	0	0	0	0	0	0	.000	0	0	0	0	.000	0	0	0-0	0	0	0	.000

3 Jeff Landry.....	.000	1-0	0	0	0	0	0	0	0	0	.000	0	0	0	0	.000	0	0	0-0	0	0	0	.000
Totals.....	.322	3-3	118	27	38	9	1	3	22	58	.492	13	6	26	2	.410	2	1	2-4	81	33	5	.958
Opponents.....	.222	3-3	99	11	22	2	1	1	10	29	.293	14	5	13	3	.347	0	2	1-2	84	31	5	.958

LOB - Team (30), Opp (28). DPs turned - Team (3), Opp (2). CI - Team (0), Opp (1). IBB - Team (3), Larish 3, Opp (1).

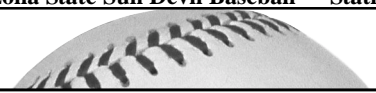
(Pac-10 games only Sorted by Earned run avg)

Player	ERA	W-L	APP	GS	CG	SHO/CBO	SV	IP	H	R	ER	BB	SO	2B	3B	HR	AB	B/Avg	WP	HBP	BK	SFA	SHA
40 Pat Bresnehan....	0.00	1-0	1	1	1	0/0	0	9.0	4	1	0	2	5	0	0	0	32	.125	1	1	0	0	0
37 Zechry Zinicola..	0.00	0-0	2	1	0	0/0	1	3.0	2	0	0	2	2	0	0	0	9	.222	0	1	0	0	1
47 Ty Marotz.....	0.00	0-0	1	0	0	0/0	0	2.2	1	0	0	1	3	0	0	0	9	.111	0	0	0	0	0
17 Seth Garrison....	0.00	0-0	1	0	0	0/0	0	0.0	2	0	0	0	0	0	0	0	2	1.000	0	0	0	0	0
34 Jason Urquidez...	1.12	0-0	1	1	0	0/0	0	8.0	6	1	1	2	1	1	0	1	29	.207	0	1	0	0	0
45 Erik Averill.....	18.00	0-0	1	0	0	0/0	0	2.0	2	4	4	2	0	0	1	0	7	.286	0	1	0	0	1
49 Brett Bordes.....	18.00	1-1	2	0	0	0/0	0	1.0	2	2	2	2	0	1	0	0	4	.500	0	1	0	0	0
50 Tony Barnette....	20.25	0-0	1	0	0	0/0	0	1.1	3	3	3	3	2	0	0	0	7	.429	0	0	0	0	0
Totals.....	3.33	2-1	3	3	1	0/0	1	27.0	22	11	10	14	13	2	1	1	99	.222	1	5	0	0	2
Opponents.....	6.75	1-2	3	3	0	0/0	1	28.0	38	27	21	13	26	9	1	3	118	.322	5	6	0	2	1

Pickoffs - Team (1), Zinicola 1. SBA/ATT - Gosewisch (1-1), Bordes, B. (0-1), Marotz (1-1).



Sun Devil Baseball 2005



Arizona State Sun Devil Baseball Statistics Summary

Inning-by-inning	1	2	3	4	5	6	7	8	9	EX	Total
-----	--	--	--	--	--	--	--	--	--	--	-----
Arizona State	26	30	16	32	31	18	23	24	19	5	224
Opponents	20	9	19	32	31	19	12	18	22	5	187

Win-Loss Record When

Overall.....	18-13	After 6 leading.....	13-2
Conference.....	2-1 trailing.....	1-11
Non-Conference.....	16-12 tied.....	4-0
Home games.....	9-4	After 7 leading.....	15-1
Away games.....	3-8 trailing.....	0-11
Neutral site.....	6-1 tied.....	3-1
Day games.....	9-9	After 8 leading.....	15-1
Night games.....	9-4 trailing.....	0-11
vs Left starter.....	7-9 tied.....	3-1
vs Right starter....	11-4		
1-Run games.....	5-4	Hit 0 home runs.....	7-8
2-Run games.....	4-1	... 1 home run.....	6-4
5+Run games.....	7-7	... 2+ home runs....	5-1
Extra innings.....	2-2		
Shutouts.....	2-1	Opponent 0 home runs	11-4
	 1 home run.	5-5
	 2+ HRs.....	2-4
Scoring 0-2 runs....	1-4		
..... 3-5 runs....	5-5	Made 0 errors.....	4-1
..... 6-9 runs....	4-4 1 error.....	6-4
..... 10+ runs....	8-0 2+ errors.....	8-8
Opponent 0-2 runs... 7-1			
..... 3-5 runs... 7-0		Opp. made 0 errors..	2-7
..... 6-9 runs... 2-8	 1 error... 3-5	
..... 10+ runs... 2-4	 2+ errors. 13-1	
Scored in 1st inning 8-3		Out-hit opponent....	13-2
Opp. scored in 1st.. 5-6		Out-hit by opponent.	4-11
Scores first..... 15-5		Hits are tied.....	1-0
Opp. scores first... 3-8			

Record when team scores:

Runs	0	1	2	3	4	5	6	7	8	9	10+
W-L	0-1	0-1	1-2	1-3	1-0	3-2	1-2	2-1	1-1	0-0	8-0

Record when opponent scores:

Runs	0	1	2	3	4	5	6	7	8	9	10+
W-L	2-0	4-0	1-1	3-0	2-0	2-0	1-1	0-3	1-2	0-2	2-4

Record when leading after:

Inn.	1	2	3	4	5	6	7	8
W-L	8-1	14-4	13-4	15-3	14-2	13-2	15-1	15-1

Record when trailing after:

Inn.	1	2	3	4	5	6	7	8
W-L	1-5	1-4	1-7	2-8	1-10	1-11	0-11	0-11

Record when tied after:

Inn.	1	2	3	4	5	6	7	8
W-L	9-7	3-5	4-2	1-2	3-1	4-0	3-1	3-1

Current winning streak : 2


Longest winning streak : 3

Longest losing streak : 6

Home attendance : 37249 (13 dates avg = 2865)
 Away attendance : 49444 (18 dates avg = 2746)
 Total attendance: 86693 (31 dates avg = 2796)



Sun Devil Baseball 2005




Arizona State Game-by-Game – Hitting

Date	Opponent	AB	R	H	RBI	2B	3B	HR	BB	IBB	SB	CS	HBP	SAC	SF	GDP	K	PO	A	E	Avg
Jan 28, 2005	Long Beach State	36	3	11	3	1	1	0	3	0	0	1	0	0	0	1	10	27	6	3	.306
Jan 29, 2005	Long Beach State	33	8	11	6	2	1	0	5	0	2	1	0	1	1	0	4	27	7	0	.319
Jan 30, 2005	Long Beach State	35	1	9	1	3	0	0	1	0	0	0	0	0	0	0	7	27	12	1	.298
Feb 04, 2005	New Mexico State	39	12	15	10	3	1	0	6	0	4	0	0	0	1	0	8	27	10	0	.322
Feb 05, 2005	Gonzaga	37	10	14	10	4	0	0	3	0	3	0	1	0	1	0	4	27	11	4	.333
Feb 06, 2005	Oregon State	35	6	8	6	3	0	1	1	0	2	0	2	1	0	0	9	27	17	5	.316
Feb 07, 2005	New Mexico State	39	11	15	9	6	1	0	6	0	6	0	0	0	1	2	10	27	13	2	.327
Feb 12, 2005 vs	South Alabama	31	7	10	7	1	0	1	3	0	3	2	3	0	0	0	3	27	12	2	.326
Feb 12, 2005 vs	Oklahoma	34	7	12	7	2	0	1	3	0	0	1	0	0	0	2	5	27	13	1	.329
Feb 13, 2005 vs	Gonzaga	30	0	4	0	0	0	0	3	0	0	1	0	0	0	0	5	27	14	3	.312
Feb 15, 2005 at	Arizona	48	6	11	6	2	0	0	7	1	3	2	3	1	1	1	9	41	12	3	.302
Feb 18, 2005 at	Tulane	34	2	6	2	0	0	0	3	0	0	0	0	0	0	0	11	24	7	2	.292
Feb 19, 2005 at	Tulane	34	2	10	2	1	0	0	2	0	1	0	0	1	0	0	3	24	14	1	.292
Feb 20, 2005 at	Tulane	34	3	8	3	3	0	1	1	0	2	1	1	0	0	0	4	24	8	1	.289
Feb 23, 2005 at	Arizona	35	5	9	5	0	1	2	6	0	1	0	1	0	0	1	10	24	9	2	.287
Feb 25, 2005	Baylor	29	5	5	5	0	0	1	2	0	0	0	1	1	1	1	4	27	12	2	.281
Feb 26, 2005	Baylor	33	12	16	11	2	0	1	7	1	1	3	0	1	2	1	2	27	7	1	.292
Feb 27, 2005	Baylor	37	7	9	7	0	1	1	4	0	2	1	0	2	0	0	11	30	18	5	.289
Mar 04, 2005 vs	North Carolina	40	4	8	2	2	0	0	7	1	5	1	3	0	0	1	15	33	14	1	.284
Mar 05, 2005 at	East Carolina	32	10	5	7	0	0	2	7	0	1	1	0	0	0	0	8	27	9	1	.278
Mar 06, 2005 vs	Ohio State	28	3	8	3	2	0	0	6	0	4	1	0	1	0	1	6	27	16	3	.278
Mar 11, 2005 at	LSU	34	5	9	5	1	0	0	1	0	0	1	2	0	1	0	6	24	10	0	.278
Mar 12, 2005 vs	Western Illinois	49	19	23	15	6	3	3	2	0	2	0	1	0	0	2	3	27	11	1	.289
Mar 13, 2005 vs	Western Illinois	61	30	35	29	7	0	5	6	0	3	0	2	0	1	3	4	27	10	2	.309
Mar 13, 2005 at	LSU	33	3	6	3	0	0	1	2	0	1	0	0	0	0	0	2	24	7	3	.304
Mar 18, 2005	Oklahoma	34	5	10	5	2	1	1	3	2	1	1	1	0	1	0	6	27	14	1	.304
Mar 19, 2005	Oklahoma	29	5	6	3	1	1	0	4	1	3	0	2	0	1	0	4	27	17	2	.301
Mar 20, 2005	Oklahoma	33	6	9	5	2	0	2	6	3	1	0	1	0	0	0	6	27	16	0	.300
Mar 24, 2005 at	*USC	36	8	11	6	5	0	0	5	2	1	1	1	0	0	1	11	24	9	1	.300
Mar 25, 2005 at	*USC	48	17	22	14	4	1	2	4	0	0	0	3	1	1	0	8	27	12	4	.307
Mar 26, 2005 at	*USC	34	2	5	2	0	0	1	4	1	1	1	2	0	1	1	7	30	12	0	.302
Totals		1124	224	340	199	65	12	26	123	12	53	20	30	10	14	18	205	842	359	58	.302



Sun Devil Baseball 2005



Arizona State Game-by-Game – Pitching

Date	Opponent	IP	H	R	ER	BB	SO	2B	3B	HR	WP	BK	HBP	DP	IBB	Score	W-L	SV	ERA
Jan 28, 2005	Long Beach State	9.0	10	7	3	3	11	3	0	0	3	0	5	0	2	3-7	0-1	0	3.00
Jan 29, 2005	Long Beach State	9.0	13	6	6	1	9	4	1	0	1	0	0	0	0	8-6	1-1	0	4.50
Jan 30, 2005	Long Beach State	9.0	16	11	8	3	11	4	0	1	1	0	3	1	0	1-11	1-2	0	5.67
Feb 04, 2005	New Mexico State	9.0	7	0	0	0	14	1	0	0	0	0	0	1	0	12-0	2-2	0	4.25
Feb 05, 2005	Gonzaga	9.0	11	8	7	2	4	4	0	1	0	1	1	0	0	10-8	3-2	1	4.80
Feb 06, 2005	Oregon State	9.0	15	12	10	3	10	5	1	1	0	0	1	0	0	6-12	3-3	1	5.67
Feb 07, 2005	New Mexico State	9.0	9	10	7	4	6	2	1	2	2	0	2	1	0	11-10	4-3	1	5.86
Feb 12, 2005 vs	South Alabama	9.0	5	2	1	1	8	1	0	0	0	0	0	0	0	7-2	5-3	1	5.25
Feb 12, 2005 vs	Oklahoma	9.0	11	5	4	2	8	1	0	0	1	1	0	1	0	7-5	6-3	1	5.11
Feb 13, 2005 vs	Gonzaga	9.0	6	2	0	1	7	0	0	0	0	0	0	1	0	0-2	6-4	1	4.60
Feb 15, 2005 at	Arizona	13.2	12	7	6	5	13	0	1	2	0	1	0	1	0	6-7	6-5	1	4.51
Feb 18, 2005 at	Tulane	8.0	10	8	7	7	9	2	1	1	2	0	0	1	1	2-8	6-6	1	4.76
Feb 19, 2005 at	Tulane	8.0	13	7	7	3	4	2	0	0	1	0	2	1	1	2-7	6-7	1	4.96
Feb 20, 2005 at	Tulane	8.0	10	9	9	4	3	3	0	2	0	0	2	3	0	3-9	6-8	1	5.29
Feb 23, 2005 at	Arizona	8.0	17	11	11	1	4	5	1	3	0	0	1	1	1	5-11	6-9	1	5.71
Feb 25, 2005	Baylor	9.0	10	3	2	2	10	3	0	0	0	0	0	1	1	5-3	7-9	1	5.47
Feb 26, 2005	Baylor	9.0	8	4	2	2	6	3	0	1	0	1	1	1	0	12-4	8-9	1	5.27
Feb 27, 2005	Baylor	10.0	10	8	4	5	7	4	0	1	1	0	1	0	1	7-8	8-10	1	5.17
Mar 04, 2005 vs	North Carolina	11.0	3	3	3	7	14	0	0	2	0	0	1	1	0	4-3	9-10	1	4.90
Mar 05, 2005 at	East Carolina	9.0	7	3	2	5	4	2	0	1	0	0	0	2	0	10-3	10-10	1	4.75
Mar 06, 2005 vs	Ohio State	9.0	6	0	0	3	8	1	0	0	0	0	1	0	0	3-0	11-10	2	4.53
Mar 11, 2005 at	LSU	8.0	10	6	6	5	4	2	0	1	0	0	0	1	0	5-6	11-11	2	4.62
Mar 12, 2005 vs	Western Illinois	9.0	8	1	1	3	9	2	0	0	0	0	0	2	0	19-1	12-11	3	4.46
Mar 13, 2005 vs	Western Illinois	9.0	18	13	10	4	4	2	0	1	0	0	0	2	0	30-13	13-11	3	4.69
Mar 13, 2005 at	LSU	8.0	20	20	15	7	10	3	2	6	0	0	1	2	0	3-20	13-12	3	5.12
Mar 18, 2005	Oklahoma	9.0	6	4	4	4	10	1	0	0	2	0	3	1	0	5-4	14-12	3	5.08
Mar 19, 2005	Oklahoma	9.0	5	1	0	2	7	0	0	0	0	0	0	0	0	5-1	15-12	3	4.89
Mar 20, 2005	Oklahoma	9.0	9	5	5	5	8	1	0	0	0	0	2	1	0	6-5	16-12	4	4.90
Mar 24, 2005 at	*USC	8.0	10	9	9	9	6	0	1	0	0	0	3	1	0	8-9	16-13	4	5.06
Mar 25, 2005 at	*USC	9.0	4	1	0	2	5	0	0	0	1	0	1	1	0	17-1	17-13	4	4.89
Mar 26, 2005 at	*USC	10.0	8	1	1	3	2	2	0	1	0	0	1	1	1	2-1	18-13	5	4.75
Totals		280.2	306	187	148	108	235	62	9	27	15	4	32	29	8	224-187	18-13	5	4.75

* = Pac-10 game



Sun Devil Baseball 2005

Home Runs and Misc. Hitting Breakdown:

Player	Multi-Hit Games					Multi RBI	HR Total	Home Run Breakdown						Last Home Run
	Total	2	3	4	5+			H	A	Solo	2	3	GS	
Vinny Biancamano	1	0	1	0	0	1	0	0	0	0	0	0	0	None
Travis Buck	15 (59)	10	2	2	1	4 (28)	2 (15)	2	0	1	0	0	1	3/20/05 vs. Oklahoma
DJ Butler	0	0	0	0	0	0	0	0	0	0	0	0	0	None
Colin Curtis	14 (29)	10	3	1	0	7 (16)	1 (6)	0	1	0	1	0	0	3/25/05 at USC
Seth Dhaenens	2 (8)	0	2	0	0	1 (2)	1	0	1	1	0	0	0	3/13/05 vs. Western Illinois
Willy Fox	3	1	1	1	0	5	4	2	2	0	3	1	0	3/13/05 vs. Western Illinois
Tuffy Gosewisch	12 (48)	8	3	0	1	11 (36)	5 (9)	2	3	2	3	0	0	3/20/05 vs. Oklahoma
Joey Hooft	7	6	1	0	0	3	0 (5)	0	0	0	0	0	0	None
Rocky Laguna	5	2	3	0	0	4	0	0	0	0	0	0	0	None
Jeff Landry	0	0	0	0	0	0	0	0	0	0	0	0	0	None
Jeff Larish	11 (72)	8	1	2	0	9 (53)	12 (40)	1	11	5	3	4	0	3/26/05 at USC
Joe Persichina	4 (17)	4	0	0	0	0 (4)	0 (1)	0	0	0	0	0	0	2/21/04 vs. Memphis
Andrew Romine	5	3	1	0	1	2	0	0	0	0	0	0	0	None
J.J. Sferra	7	7	0	0	0	2	0	0	0	0	0	0	0	None
Austin Stockfisch	2	2	0	0	0	0	0	0	0	0	0	0	0	None
Eric Williams	0	0	0	0	0	0	0	0	0	0	0	0	0	None
Zechry Zinicola	2 (9)	2	0	0	0	2 (8)	1 (4)	0	1	0	1	0	0	3/12/05 vs. Western Illinois
Team Totals	90	63	18	6	3	52	26	7	19	8	12	5	1	Larish (3/26 at USC)

(career in parenthesis)

Lineup Card - Record Breakdown:

- 1 - Curtis (6-3), Hooft (2-2), Buck (0-4), Sferra (4-3), Laguna (6-0), Landry (0-1)
- 2 - Hooft (5-6), Buck (13-5), Gosewisch (0-1), Curtis (0-1)
- 3 - Buck (5-4), Gosewisch (4-1), Larish (2-2), Hooft (0-1), Curtis (7-5)
- 4 - Larish (12-7), Zinicola (1-1), Curtis (1-1), Gosewisch (3-4), Fox (0-1)
- 5 - Gosewisch (9-5), Curtis (4-3), Zinicola (1-1), Larish (3-1), Persichina (0-2), Fox (1-1)
- 6 - Biancamano (0-2), Persichina (2-2), Gosewisch (2-1), Zinicola (1-2), Laguna (4-2), Hooft (1-1), Fox (6-2), Sogard (1-0), Larish (1-1)
- 7 - Persichina (3-2), Hooft (2-0), Biancamano (4-3), Zinicola (1-2), Larish (0-2), Gosewisch (0-1), Sogard (0-1), Landry (2-0), Butler (3-0), Laguna (0-1), Dhaenens (3-1)
- 8 - Romine (10-7), Zinicola (1-1), Fox (0-1), Laguna (1-1), Sferra (2-0), Persichina (2-2), Dhaenens (2-0), Biancamano (0-1)
- 9 - Sferra (7-6), Romine (8-6), G. Bordes (2-0), Persichina (1-1)

Starters By Position Breakdown:

- C - Gosewisch (31)
1B - Larish (23), Persichina (5), Zinicola (3)
2B - Persichina (12), Biancamano (7), Hooft (4), G. Bordes (2), Dhaenens (6)
3B - Hooft (12), Larish (3), Biancamano (2), Sogard (2), Landry (3), Buck (9)
SS - Romine (31)
LF - Curtis (23), Sferra (1), Butler (2), Larish (5)
CF - Sferra (21), Curtis (8), Buck (2)
RF - Buck (20), Laguna (11)
DH - Fox (13), Zinicola (8), Laguna (4), Hooft (4), Biancamano (1)
P - Averill (8), Urquidez (5), Bordes (2), Marotz (1), Zinicola (6), Barnette (3), Bresnehan (6)

Attendance

Home attendance: 37,249 (2,865 avg. - 13 dates)
Away attendance: 49,444 (2,746 avg. - 18 dates)
Total attendance: 86,693 (2,796 avg. - 31 dates)

Sun Devils Record When They Score:

Runs	0	1	2	3	4	5	6	7	8	9	10+
W-L	0-1	0-1	1-2	1-3	1-0	3-1	1-2	2-1	1-1	0-0	8-0

Sun Devils Record When Opponent Scores:

Runs	0	1	2	3	4	5	6	7	8	9	10+
W-L	2-0	4-0	1-1	3-0	2-0	2-0	1-1	0-3	1-2	0-2	2-4

Score By Innings In All Games:

Inning	1	2	3	4	5	6	7	8	9	Ex	Total
ASU	26	30	16	32	31	18	23	24	19	5	224
Opp.	20	9	19	32	31	19	12	18	22	5	187

Hitting Streaks:

Player	2005 Longest	Career Long	Current Streak
Vinny Biancamano	2	2	1
Greg Bordes	1	1	1
Travis Buck	9	16	0
DJ Butler	1	1	0
Colin Curtis	9	9	0
Seth Dhaenens	2	6	0
Willy Fox	4	4	0
Tuffy Gosewisch	11	11	4
Joey Hooft	5	5	0
Rocky Laguna	4	4	3
Jeff Landry	1	1	1
Jeff Larish	5	17	2
Joe Persichina	4	4	1
Andrew Romine	5	5	0
J.J. Sferra	6	6	2
Eric Sogard	1	1	0
Austin Stockfisch	3	3	3
Eric Williams	0	0	0
Zechry Zinicola	6	6	0



Sun Devil Baseball 2005

Sun Devil Baseball's Record When...

(Through 31 games of 2005 Season)

Overall	18-13
at Packard Stadium	9-4
Playing on the Road	3-8
at Neutral Site	6-1
Day Games	9-9
Night Games	9-4

Scoring 0-4 Runs	3-7
Scoring 5-9 Runs	7-6
Scoring 10-19 Runs	7-0
Scoring 20+ Runs	1-0

Opp. 5 or less runs	14-1
Opp. 6 or more runs	4-12

ASU Scores First	15-5
Opp. Scores First	3-8
Scoring in 1st Inning	8-3

Leading After 6 Innings	13-2
Trailing After 6 Innings	1-11
Tied After 6 Innings	4-0

Leading After 7 Innings	15-1
Trailing After 7 Innings	0-11
Tied After 7 Innings	3-1

Leading After 8 Innings	15-1
Trailing After 8 Innings	0-11
Tied After 8 Innings	3-1

Last At-Bat Wins	4
After a Win	10-7
After a Loss	8-5

Collecting 1-3 Hits	0-0
Collecting 4-6 Hits	4-3
Collecting 7-9 Hits	3-6
Collecting 10+ Hits	8-4
Collecting 20+ Hits	3-0

Out-Hitting Opponent	13-2
Out-Hit by Opponent	4-11
Hits are Tied	1-0

ASU is Errorless	4-1
ASU Makes 1 Error	6-4
ASU Makes 2+ Errors	8-8

ASU Starter Gets Decision	8-10
Bullpen Gets Decision	10-3

ASU Hits 0 Home Runs	7-8
ASU Hits 1 Home Run	6-4
ASU Hits Multiple HR	5-1

vs. LHP Starters	7-9
vs. RHP Starters	11-4

In Extra Innings	1-2
Doubleheaders	0-0

vs. Non-Conference	16-12
Non-Conference Home	9-4
Non-Conference Away	1-7
Non-Conference Neutral	6-1

vs. Pac-10 (League Games Only)	2-1
Pac-10 Home	0-0
Pac-10 Away	2-1

vs. Ranked Opponents*	6-11
vs. Top 10 Opponents*	3-8
vs. Unranked Teams*	12-2

*Top 25 ranking at time played.

VS. PAC-10 SCHOOLS

Arizona	0-2
California	0-0
Oregon State	0-1
Stanford	0-0
UCLA	0-0
USC	2-1
Washington	0-0
Washington State	0-0
Overall vs. Pac-10	2-4

DAYS OF THE WEEK

Monday	1-0
Tuesday	0-1
Wednesday	0-1
Thursday	0-1
Friday	5-3
Saturday	9-1
Sunday	3-6

MONTHS OF THE YEAR

January	1-2
February	7-8
March	10-3
April	0-0
May	0-0
June	0-0

UNIFORMS

Old School	7-4
White Home	7-1
Gray Sleeveless	1-3
Gray 'Old School'	2-1
Maroon BP	1-4
Black Shoes	8-10
White Shoes	10-3
Esmay Wears Batting Gloves	3-0

PITCHING

Averill Starts	5-3
Urquidez Starts	4-1
Bordes Starts	0-2
Marotz Starts	1-0
Zinicola Starts	3-3
Barnette Starts	1-2
Bresnehan Starts	4-2

Starter Goes Less Than 5	3-9
Starter Goes 5+	15-4

MISC. HITTING

Larish Records Hit	14-9
Larish Hits HR	7-2
Buck Records Hit	17-8
Buck Mult-Hit Game	12-3
TV Games	2-0
Radio Games	6-8

Longest Win Streak	3
Longest Losing Streak	6
Last Five Games	4-1
Last 10 Games	7-3
Last 15 Games	11-4
Last 20 Games	12-8
Current Streak	Won 2

Largest Winning Margin	18
Largest Losing Margin	17

vs. Teams .500 or better	12-11
vs. Teams worse than .500	5-1

LEADING OFF

Curtis Leads Off	6-3
Sferra Leads Off	4-3
Laguna Leads Off	6-0
Buck Leads Off	0-4
Hooft Leads Off	2-2
Landry Leads Off	0-1



Sun Devil Baseball 2005

Sun Devil Baseball Team and Player Superlatives

(2005 Season and Player Superlatives -- through 31 games)

Arizona State Team Superlatives

TEAM BATTING

Most At-Bats:	61	W. Illinois (3/13)
Fewest At-Bats:	28	Ohio State (3/6)
Most Runs (Game):	30	W. Illinois (3/13)
Most Runs (Inning):	15 (9th)	W. Illinois (3/13)
Most Runs (1st Inning):	5	East Carolina (3/5)
Fewest Runs (Game):	0	Gonzaga (2/13)
Most Hits (Game):	35	W. Illinois (3/13)
Fewest Hits (Game):	4	Gonzaga (2/13)
RBI:	29	W. Illinois (3/13)
Doubles:	7	W. Illinois (3/13)
Triples:	3	W. Illinois (3/12)
Home Runs:	5	W. Illinois (3/13)
Total Bases:	57	W. Illinois (3/13)
Walks:	7 - 4x	East Carolina (3/5)
Most Strikeouts:	15	North Carolina (3/4)
Fewest Strikeouts:	2	Baylor (2/26)
Sacrifice Bunts:	2	Baylor (2/27)
Sacrifice Flies:	2	Baylor (2/26)
Stolen Bases:	6	NMSU (2/7)
Left on Base:	14 - 2x	USC (3/25)
Hit into DP:	3	W. Illinois (3/13)
Hit by Pitches:	3	Arizona (2/15)

TEAM FIELDING

Most Putouts:	41	Arizona (2/15)
Most Assists:	18	Baylor (2/27)
Most Errors:	5 - 2x	Baylor (2/27)
DPs Turned:	3	Tulane (2/20)

TEAM PITCHING

Most Runs Allowed:	20	LSU (3/13)
Fewest Runs Allowed:	0 - 2x	Ohio State (3/6)
Most Hits Allowed:	20	LSU (3/13)
Fewest Hits Allowed:	3	North Carolina (3/4)
Most Strikeouts:	14 - 2x	North Carolina (3/4)
Fewest Strikeouts:	4	Gonzaga (2/5)
Most Walks:	9	USC (3/24)
Fewest Walks:	0	NMSU (2/4)
Hit-by-Pitches:	5	LBSU (1/28)
Wild Pitchers:	3	LBSU (1/28)
Balks:	1 - 4x	Baylor (2/26)
Home Runs Allowed:	6	LSU (3/13)
Most Pitchers Used:	7	Arizona (2/23)

MISCELLANEOUS

Consecutive Wins:	3	--
Consecutive Losses:	6	--
Home Wins In a Row:	2	--
Road Wins In a Row:	3	--
Longest Game:	5:13	Arizona (2/15)
Shortest Game:	2:15	Gonzaga (2/13)
Most Innings:	14	Arizona (2/15)
Largest Home Attendance:	4,783	LBSU (1/28)
Largest Road Attendance:	7,435	Tulane (2/19)
Largest 3-Game Home Attendance:	10,532	LBSU

Arizona State Player Superlatives

INDIVIDUAL BATTING

At-Bats:	8	Buck/Curtis (W. Illinois; 3/13)
Runs:	6	Larish (W. Illinois; 3/13)
Hits:	6	Buck (W. Illinois; 3/13)
RBIs:	6	Dhaenens (W. Illinois; 3/13)
Doubles:	3	Gosewisch (NMSU; 2/7)
Triples:	2	Buck (W. Illinois; 3/12)
Home Runs:	2 - 3x	Larish (W. Illinois; 3/13)
Grand Slams:	1	Buck (Baylor; 2/25)
Total Bases:	10 - 2x	(W. Illinois; 3/13)
Walks:	4	Curtis (North Carolina; 3/4)
Strikeouts:	4	Larish (North Carolina; 3/4)
Hit By Pitch:	1	Several Players
Sacrifice Flies:	1 - 10x	Several Players
Sacrifice Bunts:	2	Romine (Oregon State; 2/6)
Stolen Bases:	4	Laguna (NMSU; 2/7)
Caught Stealing:	1 - 21x	Several Players
Runners LOB:	6 - 3x	Gosewisch (Oklahoma; 3/18)

INDIVIDUAL FIELDING

Putouts:	16	Larish (Gonzaga; 2/13)
Assists (INF):	7	Buck (Oklahoma; 3/19)
Assists (OF):	1 - 3x	Laguna (Oklahoma; 3/18)
Errors:	3	Landry (LSU; 3/13)
Passed Balls:	None	None

INDIVIDUAL PITCHING

Innings Pitched:	9.0 - 3x	Averill (Oklahoma; 3/19)
Runs Allowed:	9 - 2x	Urquidez (LSU; 3/13)
Walks:	6	Urquidez (Tulane; 2/18)
Strikeouts:	14	Averill (NMSU; 2/4)
Hits Allowed (S):	10	Urquidez (LBSU; 1/29)
Fewest Hits (S):	2	Bresnehan (Baylor; 2/26)
Wild Pitches:	2 - 3x	Zinicola (Oklahoma; 3/18)
Hit Batters:	3	Zinicola (Oklahoma; 3/18)
Balks:	1 - 4x	Garrison (Baylor; 2/26)

Runners in Scoring Position

Player	Avg	AB	H	RBI
Austin Stockfisch...	1.000	2	2	1
Colin Curtis...	.467	45	21	23
Seth Dhaenens...	.429	14	6	10
Rocky Laguna...	.381	21	8	13
Joey Hooft...	.350	20	7	11
Jeff Larish...	.341	41	14	25
Tuffy Gosewisch...	.333	45	15	26
Zechry Zinicola...	.333	15	5	4
Travis Buck...	.317	41	13	19
Willy Fox...	.313	16	5	12
Andrew Romine...	.282	39	11	11
J.J. Sferra...	.259	27	7	8
DJ Butler...	.250	4	1	1
Vinny Biancamano...	.167	12	2	2
Eric Sogard...	.167	6	1	1
Joe Persichina...	.154	26	4	5
Totals320	381	122	172

Bases Loaded

Player	Avg	AB	H	RBI
Joey Hooft...	1.000	1	1	3
Andrew Romine...	.500	2	1	2
Willy Fox...	.250	4	1	3
Travis Buck...	.200	5	1	6
Tuffy Gosewisch...	.167	6	1	3
Joe Persichina...	.000	3	0	1
Rocky Laguna...	.000	3	0	2
J.J. Sferra...	.000	2	0	0
Colin Curtis...	.000	2	0	1
Totals161	31	5	25



Sun Devil Baseball 2005

Games With At Least One Hit

Biancamano	6 of 19 games
Buck	25 of 31 games
Butler	2 of 8 games
Curtis	24 of 31 games
Dhaenens	6 of 18 games
Fox	10 of 19 games
Gosewisch	24 of 31 games
Hoof	14 of 20 games
Laguna	11 of 24 games
Larish	23 of 31 games
Persichina	12 of 27 games
Romine	17 of 31 games
Sferra	16 of 26 games
Sogard	2 of 9 games
Stockfisch	3 of 4 games
Zinicola	12 of 17 games

Games With An RBI

Biancamano	2 of 19 games
Buck	13 of 31 games
Butler	1 of 8 games
Curtis	14 of 31 games
Dhaenens	4 of 18 games
Fox	7 of 19 games
Gosewisch	18 of 31 games
Hoof	7 of 20 games
Laguna	10 of 24 games
Larish	14 of 31 games
Persichina	5 of 27 games
Romine	7 of 31 games
Sferra	6 of 26 games
Sogard	1 of 9 games
Stockfisch	1 of 4 games
Zinicola	4 of 17 games

*may reflect walk with an RBI

Extra Base Hits

Larish	21
Buck	18
Gosewisch	13
Fox	8
Laguna	8
Curtis	8
Romine	5
Hoof	5
Sferra	4
Persichina	3
Zinicola	3
Dhaenens	3
Biancamano	2
G. Bordes	1
Butler	0

Home Run Breakdown

Total Home Runs	26
Solo Home Runs	8
2-Run Home Runs	12
3-Run Home Runs	5
Grand Slams	1
Back-to-Back	0
First Inning	5
Second Inning	1
Third Inning	1
Fourth Inning	7
Fifth Inning	3
Sixth Inning	2
Seventh Inning	2
Eighth Inning	1
Ninth Inning	4
Tenth or later	0
Pinch-Hit Home Runs	0
vs. RHP	13
vs. LHP	13
0-outs	8
1-outs	11
2-outs	7

Breaking Down the Bullpen:

2005 Season Bullpen Stats							1st Batters								
Pitcher	G	W-L-S	ERA	IP	H	R-ER	RI/S	Retired/Faced	Last Relief App.	IP	H	R	ER	BB	SO
Andes	3	0-0-0	0.00	2.0	2	0-0	3/0	1/3	3/11 at LSU	0.1	1	0	0	2	0
Averill	1	0-0-0	18.00	2.0	2	4-4	0/0	1/1	3/24 at USC	2.0	2	4	4	2	0
Barnette	14	2-0-0	8.10	23.1	32	24-21	17/7	7/14	3/24 at USC	1.1	4	3	3	3	2
Bordes	13	2-1-1	3.81	26.0	22	11-11	20/9	11/13	3/26 at USC (w)	1.0	2	0	0	0	0
Bresnehan	6	0-0-0	2.08	13.0	14	3-3	7/4	3/6	2/23 at Arizona	1.0	3	1	1	0	2
Dryanski	6	0-0-0	3.18	11.1	14	6-4	3/3	1/6	3/13 at LSU	2.0	3	1	1	1	2
Garrison	6	0-0-1	10.29	7.0	10	8-8	6/3	4/6	3/24 at USC	0.0	1	0	0	0	0
Marotz	5	0-1-0	4.91	7.1	8	4-4	4/0	4/5	3/24 at USC	2.2	1	0	0	1	3
Satow	1	1-0-0	10.80	5.0	9	9-6	0/0	0/1	3/13 vs. WIU (w)	5.0	9	9	6	3	1
Urquidez	8	3-1-1	3.15	20.0	15	12-7	10/5	3/8	3/20 vs. OKLA (s)	2.0	2	0	0	1	2
Zinicola	5	2-0-2	5.40	6.2	5	7-4	7/3	3/6	3/26 at USC (s)	1.0	0	0	0	1	1

RI = Runners Inherited S = Runners Scored

Charting The Bullpen:

Opponent	Date	W-L-S	Pitchers	Inn.	IP	H	R-ER	BB	SO
LBSU	1/28	---	Bresnehan/Barnette/Zinicola/Dryanski	5th	5.0	1	3-0	3	5
LBSU	1/29	W	Marotz/Zinicola	6th	4.0	3	1-1	0	5
LBSU	1/30	---	Barnette/Bresnehan/Garrison/Andes	5th	5.0	10	8-8	3	7
Gonzaga	2/5	S	Barnette/Zinicola	8th	2.0	5	3-3	1	0
Oregon St.	2/6	---	Barnette/Bresnehan	5th	4.2	9	6-6	1	8
NMSU	2/7	W	Barnette/Zinicola	6th	3.1	3	7-4	4	3
Oklahoma	2/12	W	Bresnehan/Barnette	6th	3.2	2	0-0	1	5
Gonzaga	2/13	---	Bordes	5th	4.2	3	0-0	0	3
Arizona	2/15	L	Bordes/Bresnehan/Marotz	6th	8.1	7	5-5	3	10
Tulane	2/18	---	Dryanski	6th	3.0	4	1-1	1	2
Tulane	2/19	---	Bordes/Marotz/Garrison	6th	3.0	5	2-2	2	3
Tulane	2/20	---	Barnette/Bordes/Urquidez	4th	5.0	6	4-4	2	2
Arizona	2/23	---	Dryanski/Bresnehan/Bordes/Urquidez/Marotz/Garrison	2nd	6.1	11	6-6	1	3
Baylor	2/25	W	Urquidez	7th	3.0	1	0-0	2	4
Baylor	2/26	W	Bordes/Garrison/Barnette/Andes	5th	5.0	6	2-2	1	4
Baylor	2/27	L	Urquidez/Barnette/Bordes	6th	5.0	4	4-0	4	3
N. Carolina	3/4	W	Urquidez	6th	5.1	0	0-0	3	9
E. Carolina	3/5	---	Barnette	7th	2.2	1	0-0	1	1
Ohio State	3/6	S	Bordes	7th	3.0	1	0-0	1	4
LSU	3/11	---	Bordes/Andres/Dryanski	4th	4.2	3	0-0	2	3
W. Illinois	3/12	S	Garrison	6th	4.0	1	0-0	2	5
W. Illinois	3/13	W	Bordes/Satow/Dryanski	2nd	7.1	11	9-6	3	2
LSU	3/13	---	Urquidez/Barnette/Dryanski	1st	7.2	16	16-13	4	10
Oklahoma	3/18	W	Barnette/Urquidez	6th	4.0	4	0-0	0	5
Oklahoma	3/20	W/S	Bordes/Barnette/Urquidez	4th	6.0	7	2-2	3	4
USC	3/24	L	Averill/Bordes/Garrison/Barnette/Marotz	3rd	6.0	8	9-9	8	5
USC	3/26	W/S	Bordes/Zinicola	9th	2.0	2	0-0	1	1

Starters vs. The Bullpen

		W-L	IP	H	R	ER	BB	SO
Starting Pitchers	4.53 ERA	8-10	157.0	172	99	79	51	118
		W-L-S	IP	H	R	ER	BB	SO
Relief Pitchers	5.02 ERA	10-3-5	123.2	134	88	69	57	117



Sun Devil Baseball 2005

Sun Devil Pitchers – Career Game-by-Game

Seth Garrison • RHP • #17

2005	Opp	S/R	W/L	IP	H	R	ER	BB-SO
1/30	LBSU (#14)	R	---	1.1	4	5	5	2-2
2/19	Tulane (#1)	R	---	1.0	0	0	0	0-2
2/23	Arizona (#7)	R	---	0.1	2	2	2	1-0
2/26	Baylor (#8)	R	---	0.1	2	1	1	0-1
3/12	WU	R	S	4.0	1	0	0	2-5
3/24	USC (#21)	R	---	0.0	1	0	0	0-0
Season Totals		6	0-0-1	7.0	10	8	8	5-10

Quentin Andes • RHP • #21

2005	Opp	S/R	W/L	IP	H	R	ER	BB-SO
1/30	LBSU (#14)	R	---	0.2	0	0	0	0-0
2/26	Baylor (#8)	R	---	1.0	1	0	0	0-1
3/11	LSU (#5)	R	---	0.1	1	0	0	0-2
Season Totals		3	0-0	2.0	2	0	0	0-3

2004	Opp	S/R	W/L	IP	H	R	ER	BB-SO
2/8	FSU (#18)	R	S	2.1	1	0	0	2-4
2/15	OKLA	R	---	1.1	1	1	1	1-1
2/27	UConn	R	---	1.0	1	1	1	3-2
3/5	ECU (#18)	R	W	0.2	1	0	0	0-0
3/7	ECU (#18)	R	W	1.2	2	1	1	1-2
3/13	Tulane (#11)	R	---	2.2	1	0	0	1-1
3/16	Okla. State	R	W	3.0	2	0	0	0-2
3/19	Cal	R	L	1.1	3	2	2	0-1
3/27	Washington	R	S	3.0	1	0	0	0-3
3/28	Washington	R	---	0.1	2	2	2	0-0
4/3	USC	R	---	0.0	2	1	1	1-0
4/4	USC	R	---	0.1	4	3	3	0-0
4/8	ORU (#24)	R	---	0.0	0	0	0	2-0
4/27	Wichita St.	R	---	1.1	2	1	1	0-1
5/4	NMSU	R	---	1.2	0	0	0	0-4
5/16	Oregon St.	R	---	1.0	2	1	1	1-1
5/19	NMSU	R	W	2.2	2	1	1	2-3
5/23	Arizona	R	---	0.0	3	2	2	1-0
5/28	Stanford	R	---	4.0	2	0	0	1-2
5/30	Stanford	R	W	1.0	1	0	0	2-0
6/5	CSF (#9)	R	---	2.1	0	0	0	0-0
Season Totals		20	5-1-2	31.2	32	17	16	18-27

Kevin Dryanski • RHP • #31

2005	Opp	S/R	W/L	IP	H	R	ER	BB-SO
1/28	LBSU (#14)	R	---	1.0	0	2	0	0-0
2/18	Tulane (#1)	R	---	3.0	4	1	1	1-2
2/23	Arizona (#7)	R	---	2.1	5	2	2	0-1
3/11	LSU (#5)	R	---	2.0	1	0	0	0-0
3/13	WU	R	---	1.0	1	0	0	0-1
3/13	LSU (#5)	R	---	2.0	3	1	1	1-2
Season Totals		6	0-0	11.1	14	6	4	2-6

Jason Urquidez • RHP • #34

2005	Opp	S/R	W/L	IP	H	R	ER	BB-SO
1/29	LBSU (#14)	S	---	5.0	10	5	5	1-4
2/5	Gonzaga	S	W	7.0	6	5	4	1-4
2/12	Oklahoma	S	---	5.1	9	5	4	1-3
2/18	Tulane (#1)	S	L	5.0	7	6	6	6-7
2/20	Tulane (#1)	R	---	0.1	1	0	0	0-1
2/23	Arizona (#7)	R	---	1.0	0	0	0	0-0
2/25	Baylor (#8)	R	W	3.0	1	0	0	2-4
2/27	Baylor (#8)	R	L	4.1	2	3	0	3-2
3/4	UNC (#4)	R	W	5.1	0	0	0	3-9
3/13	LSU (#5)	R	---	2.2	7	9	7	2-2
3/18	Oklahoma	R	W	1.1	2	0	0	0-1
3/20	Oklahoma	R	S	2.0	2	0	0	1-2
3/26	USC (#21)	R	---	8.0	6	1	1	2-1
Season Totals		13	4-2-1	50.1	53	34	27	22-40

2004	Opp	S/R	W/L	IP	H	R	ER	BB-SO
2/8	FSU (#18)	S	W	5.0	6	1	1	3-9
2/14	Utah	S	W	6.0	3	0	0	2-7
2/22	Rice (#1)	S	W	9.0	3	1	1	2-7
2/29	UConn	S	W	3.0	3	1	1	1-1
3/6	ECU (#18)	S	W	7.0	5	4	3	3-4
3/12	Tulane (#11)	S	W	5.2	4	1	1	5-5
3/20	California	S	L	1.1	4	3	3	2-0
3/26	Washington	S	L	4.1	5	5	3	4-6
4/2	USC	S	W	8.1	7	3	3	6-7
4/9	ORU (#24)	S	W	7.0	5	1	1	2-6
4/17	UCLA	S	---	4.0	8	3	3	0-2
4/24	WSU	S	---	6.1	7	2	2	1-4
4/27	Wichita St.	R	---	1.0	1	1	1	2-1
4/28	Wichita St.	R	---	1.1	3	2	2	1-2
5/3	NMSU	S	W	5.0	2	1	1	2-7
5/15	Oregon St.	S	W	8.1	9	1	1	2-12
5/22	Arizona	S	W	7.1	3	2	2	4-9
5/29	Stanford (#2)	S	L	2.1	6	5	5	2-1
6/5	Minnesota	S	W	5.1	6	3	3	3-4
Season Totals		19	12-3	97.2	90	40	37	47-94

Zechry Zinicola • RHP • #37

2005	Opp	S/R	W/L	IP	H	R	ER	BB-SO
1/28	LBSU (#14)	R	---	0.1	0	0	0	1-1
1/29	LBSU (#14)	R	W	1.1	1	0	0	0-1
2/5	Gonzaga	R	S	1.0	1	0	0	0-0
2/7	NMSU	R	W	3.0	3	7	4	4-3
2/13	Gonzaga	S	L	4.1	3	2	0	1-4
2/23	Baylor (#8)	S	---	6.0	9	3	2	0-6
3/4	UNC (#4)	S	---	5.2	3	3	3	4-5
3/11	LSU (#5)	S	L	3.1	7	6	6	3-1
3/18	Oklahoma	S	---	5.0	2	4	4	4-5
3/24	USC (#21)	S	---	2.0	2	0	0	1-1
3/26	USC (#21)	R	S	1.0	0	0	0	1-1
Season Totals		11	2-2-2	33.0	31	25	19	19-28

2004	Opp	S/R	W/L	IP	H	R	ER	BB-SO
2/6	FSU (#18)	R	W	2.0	1	0	0	1-2
2/16	Gonzaga	R	S	2.0	3	0	0	0-4
2/20	Lamar	R	L	1.0	2	2	2	1-1
2/29	UConn	R	---	2.0	4	3	2	2-2
3/7	ECU (#18)	S	---	3.0	1	0	0	1-3
3/17	Okla. State	S	---	2.0	4	3	3	2-2
3/21	California	S	W	7.0	6	2	2	1-5
3/28	Washington	S	---	4.0	3	2	1	1-3
4/3	USC	R	---	3.1	4	5	5	1-2
4/8	ORU (#24)	R	---	2.0	1	0	0	0-0
4/9	ORU (#24)	R	---	2.0	1	0	0	1-2
4/12	Arizona	R	S	1.2	2	0	0	0-5
4/17	UCLA	R	W	1.1	0	0	0	0-2
4/18	UCLA	R	L	3.0	5	2	2	0-3
4/24	WSU	R	W	2.2	1	0	0	0-3
4/27	Wichita St.	R	S	1.0	2	0	0	0-1
4/28	Wichita St.	R	S	1.1	2	0	0	0-1
5/4	NMSU	R	---	1.0	1	0	0	0-0
5/14	Oregon St.	R	S	2.0	0	0	0	1-4
5/15	Oregon St.	R	S	0.2	1	0	0	0-1
5/22	Arizona	R	---	1.2	1	0	0	2-1
5/23	Arizona	R	---	0.2	2	3	3	1-1
5/30	Stanford (#2)	R	S	4.2	2	0	0	2-4
6/4	Pepperdine	R	S	3.2	4	1	0	0-1
6/5	Minnesota	R	S	3.2	4	1	1	3-4
Season Totals		25	4-2-8	56.1	52	24	21	20-57

Pat Bresnehan • RHP • #40

2005	Opp	S/R	W/L	IP	H	R	ER	BB-SO
1/28	LBSU (#14)	R	---	1.2	1	0	0	1-2
1/30	LBSU (#14)	R	---	0.2	3	1	1	1-2
2/12	OSU	R	---	4.1	1	1	1	1-7
2/12	Oklahoma	R	---	0.1	0	0	0	0-0
2/15	Arizona (#9)	S	---	5.1	2	0	0	2-7
2/20	Tulane (#1)	S	L	3.0	4	5	5	2-1
2/23	Arizona (#7)	R	---	4.0	2	1	1	0-2
2/26	Baylor (#8)	S	---	4.0	2	2	2	1-2
3/6	Ohio State	S	W	6.0	5	0	0	2-4
3/13	LSU (#5)	S	L	0.1	4	4	4	3-0
3/25	Oklahoma	S	---	3.0	2	3	3	2-3
3/25	USC (#21)	S	W	9.0	4	1	0	2-5
Season Totals		12	2-2-0	38.1	35	18	17	17-35

2004	Opp	S/R	W/L	IP	H	R	ER	BB-SO
2/7	FSU (#18)	R	W	0.2	0	0	0	0-0
2/7	FSU (#18)	R	---	0.0	1	3	3	3-0
2/15	OKLA	R	---	0.1	0	0	0	0-1
2/16	Gonzaga	R	W	5.0	4	0	0	1-5
2/24	ARIZ (#16)	R	S	3.0	0	0	0	1-5
2/28	UConn	R	W	4.0	2	2	2	4-5
3/6	ECU (#18)	R	S	1.0	0	0	0	0-1
3/6	ECU (#18)	R	S	2.0	1	0	0	0-2
3/14	Tulane (#11)	R	S	2.0	1	0	0	0-2
3/16	Okla. State	R	S	1.2	2	0	0	0-1
3/19	California	R	---	2.0	1	0	0	1-1
3/21	California	R	---	2.0	6	2	2	0-0
3/28	Washington	R	L	2.2	4	3	3	0-2
4/4	USC	R	---	2.2	3	2	2	1-3
4/8	ORU (#24)	R	L	1.1	3	6	3	4-2
4/12	Arizona	S	---	2.0	5	4	4	3-1
4/18	UCLA	R	---	1.0	1	1	1	0-1
4/25	WSU	R	---	0.2	1	3	3	3-1
4/27	Wichita St.	R	---	2.2	1	0	0	3-4
5/4	NMSU	R	---	1.0	2	1	1	1-2
5/18	New Mexico	R	---	0.2	0	0	0	0-1
5/23	Arizona	R	---	0.2	1	0	0	0-1
5/29	Stanford (#2)	R	---	2.1	2	0	0	2-2
Season Totals		23	3-2-5	41.1	41	28	22	27-45

Josh Satow • LHP • #41

2005	Opp	S/R	W/L	IP	H	R	ER	BB-SO
3/13	WU	R	W	5.0	9	9	6	3-1
Season Totals		1	1-0	5.0	9	9	6	3-1

Erik Averill • LHP • #45

2005	Opp	S/R	W/L	IP	H	R	ER	BB-SO
1/28	LBSU (#14)	S	L	4.0	9	4	3	0-6
2/4	NMSU	S	W	9.0	7	0	0	0-14
2/12	S. Alabama	S	W	9.0	5	2	1	1-8
2/19	Tulane (#1)	S	L	5.0	8	5	5	1-1
2/27	Baylor (#8)	S	---	5.0	6	4	4	1-4
3/5	ECU	S	W	6.1	6	3	2	4-3
3/12	W. Illinois	S	W	5.0	7	1	1	1-4
3/19	Oklahoma	S	W	9.0	5	1	0	2-7
3/24	USC (#21)	R	---	2.0	2	4	4	2-0
Season Totals		8	5-2	54.1	55	24	20	12-47

Sun Devil Baseball 2005

Sun Devil Pitchers – Career Game-by-Game

Brett Bordes • LHP • #49

2005	Opp	S/R	W/L	IP	H	R	ER	BB-SO
1/30	LBSU (#14)	S	L	4.0	6	3	0	0-4
2/6	OSU	S	L	4.1	6	6	4	2-2
2/13	Gonzaga	R	---	4.2	3	0	0	0-3
2/15	Arizona (#9)	R	---	2.1	3	3	3	1-2
2/19	Tulane (#1)	R	---	1.0	3	2	2	1-0
2/20	Tulane (#1)	R	---	3.2	2	3	3	1-1
2/23	Arizona (#7)	R	---	1.1	0	0	0	0-0
2/26	Baylor (#8)	R	W	2.0	3	1	1	1-0
2/27	Baylor (#8)	R	---	0.1	0	0	0	0-0
3/6	Ohio State	R	S	3.0	1	0	0	1-4
3/11	LSU (#5)	R	---	2.1	0	0	0	0-3
3/13	WIU	R	---	1.1	1	0	0	0-0
3/20	Oklahoma	R	---	3.0	3	0	0	1-2
3/24	USC (#21)	R	L	0.0	0	2	2	2-0
3/26	USC (#21)	R	W	1.0	2	0	0	0-0
Season Totals		15	2-3-1	34.1	33	20	15	10-21

2004	Opp	S/R	W/L	IP	H	R	ER	BB-SO
2/7	FSU (#18)	S	---	0.2	4	6	6	3-2
2/15	OKLA	R	---	2.0	3	2	2	1-3
2/24	ARIZ (#16)	S	W	6.0	3	0	0	3-10
3/14	Tulane (#11)	S	---	4.1	3	0	0	3-6
3/20	California	R	---	2.1	6	4	4	1-1
3/27	Washington	S	W	6.0	4	4	4	5-6
4/3	USC	S	---	1.1	2	1	1	3-1
4/18	UCLA	R	---	0.2	0	3	3	4-2
4/27	Wichita St.	R	---	0.2	1	0	0	0-0
5/3	NMSU	R	S	4.0	2	1	1	1-3
5/16	Oregon St.	S	W	5.0	4	2	1	2-4
5/23	Arizona	S	L	0.1	3	6	6	4-0
5/30	Stanford (#2)	S	---	0.1	4	4	4	1-0
Season Totals:		13	3-1-1	33.2	39	32	32	30-38

2003	Opp.	S/R	W/L	IP	H	R	ER	BB-SO
1/16	UHH	R	---	1.2	0	0	0	2-2
1/19	UHH - 2	R	---	1.0	1	1	1	1-1
1/26	SDSU	R	---	0.1	1	0	0	1-0
1/31	LBSU	R	---	0.1	2	1	1	0-0
2/8	BYU	R	---	1.1	0	0	0	0-3
2/15	Okla. State	R	---	2.0	2	1	1	3-2
2/22	ND	R	---	2.1	1	0	0	2-3
3/2	PSU	R	---	0.2	2	0	0	0-2
3/9	CSUN	R	---	2.0	0	0	0	1-1
3/14	Oklahoma	R	---	1.0	1	0	0	1-1
3/16	Oklahoma	R	---	1.0	1	1	1	0-2
3/19	Wichita St.	R	---	1.0	1	2	2	1-0
3/23	Stanford	R	---	1.0	0	0	0	0-0
3/24	Stanford	R	---	0.1	1	0	0	1-0
3/28	USC	R	W	0.1	0	0	0	0-0
3/30	USC	R	---	0.1	2	1	1	1-0
4/2	N. Mexico	R	---	0.2	1	1	1	2-2
4/13	Cal - 2	R	---	1.0	0	0	0	2-0
4/17	UCLA	R	---	0.2	0	0	0	0-1
4/18	UCLA	R	L	1.0	0	1	1	0-1
4/26	WSU	R	---	0.1	0	0	0	2-0
4/27	WSU	R	---	1.0	1	0	0	1-2
5/14	Oregon St.	R	---	1.0	3	2	0	0-1
5/18	UW	R	---	2.0	0	0	0	3-1
5/25	Arizona	R	---	0.2	0	1	1	2-1
6/1	UNLV	R	---	1.0	0	0	0	0-1
6/8	CSF	R	---	2.0	0	0	0	2-1
Season Totals:		27	1-1	28.0	21	12	10	28-27

Tony Barnette • RHP • #50

2005	Opp	S/R	W/L	IP	H	R	ER	BB-SO
1/28	LBSU (#14)	R	---	2.0	0	1	0	1-2
1/30	LBSU (#14)	R	---	2.1	3	2	2	0-3
2/5	Gonzaga	R	---	1.0	4	3	3	1-0
2/6	OSU	R	---	0.1	5	5	5	0-1
2/7	NMSU	R	---	0.1	0	0	0	0-0
2/12	Oklahoma	R	W	3.2	1	0	0	1-5
2/15	Arizona (#9)	S	---	5.1	5	2	1	2-3
2/20	Tulane (#1)	R	---	1.0	3	1	1	1-0
2/23	Arizona (#7)	S	L	1.2	6	5	5	0-1
2/26	Baylor (#8)	R	---	1.2	0	0	0	0-2
2/27	Baylor (#8)	R	---	0.1	2	1	0	1-1
3/5	ECU	R	---	2.2	1	0	0	1-1
3/13	WIU	S	---	1.2	7	4	4	1-2
3/13	LSU (#5)	R	---	3.0	6	6	5	1-6
3/18	Oklahoma	R	---	2.2	2	0	0	0-4
3/20	Oklahoma	R	W	1.0	2	2	2	1-1
3/24	USC (#21)	R	---	1.1	4	3	3	3-2
Season Totals		17	2-1	32.0	51	35	31	14-34



Sun Devil Baseball 2005

Sun Devil Miscellaneous Hitting Statistics

Stats By Position			Stats By Order			Record By Margin				Big Innings	
Pos.	HR	RBI	Pos.	HR	RBI	No.	Total	H	A	Runs	No.
C	5	34	1	0	12	1R	5-4	3-1	2-3	2	23
1B	10	33	2	2	23	2R	4-1	3-0	1-1	3	18
2B	1	20	3	1	18	3R	1-0	0-0	1-0	4	9
3B	1	14	4	9	28	4R	1-1	1-1	0-0	5	2
SS	0	11	5	7	39	5R	1-1	0-0	1-1	6	0
LF	3	23	6	4	28	6R	0-4	0-1	0-3	7	0
CF	1	15	7	1	17	7R	1-0	0-0	1-0	8	0
RF	1	22	8	1	21	8R	1-0	1-0	0-0	9	1
DH/P	4	21	9	0	15	9R	0-0	0-0	0-0	10+	1
PH	0	6	Tot.	26	199	10+R	4-2	1-1	3-1	Tot.	54
Tot.	26	199				Tot.	18-13	9-4	9-9		

A includes neutral

How the Sun Devils Have Scored:

0-Out Runs	1-Out Runs	2-Out Runs	Total Runs	Two-Out RBI
49	74	101	224	85

Home Runs By ASU (26)

Player	Date	Opp.	Pitcher	Runners
Gosewisch	2/6	Oregon St.	Maxwell (L)	2-run HR
Larish	2/12	S. Alabama	Walters (R)	2-run HR
Larish	2/12	Oklahoma	McCutchen (R)	3-run HR
Fox	2/20	Tulane	Crowel (L)	2-run HR
Larish	2/23	Arizona	Coulon (L)	Solo HR
Larish	2/23	Arizona	Berger (L)	Solo HR
Buck	2/25	Baylor	Taylor (L)	Grand Slam
Fox	2/26	Baylor	VanAllen (L)	2-run HR
Fox	2/27	Baylor	McCormick (R)	3-run HR
Gosewisch	3/5	ECU	Brooks (R)	2-run HR
Larish	3/6	ECU	Brooks (R)	3-run HR
Larish	2/12	WIU	Adams (R)	3-run HR
Zinicola	2/12	WIU	Pendell (L)	2-run HR
Larish	2/12	WIU	Mandele (L)	2-run HR
Gosewisch	2/13	WIU	Kohorst (R)	2-run HR
Larish	2/13	WIU	Kohorst (R)	Solo HR
Fox	2/13	WIU	Pyles (L)	2-run HR
Larish	2/13	WIU	Pendell (L)	3-run HR
Dhaenens	2/13	WIU	Pendell (L)	2-run HR
Gosewisch	2/13	LSU	Smith (L)	Solo HR
Larish	3/18	Oklahoma	Brownell (R)	Solo HR
Buck	3/20	Oklahoma	Burns (R)	Solo HR
Gosewisch	3/20	Oklahoma	Burns (R)	Solo HR
Curtis	3/25	USC	Guy (R)	2-run HR
Larish	3/25	USC	Aguilar (R)	2-run HR
Larish	3/26	USC	Spradlin (L)	Solo HR

Home Runs By Opponents (27)

Player	Date	Team	Pitcher	Runners
Sindlinger	1/30	LBSU	Bordes	2-run HR
Thibault	2/5	Gonzaga	Urquidez	Solo HR
Anderson	2/6	Oregon St.	Bordes	Solo HR
Harvey	2/7	NMSU	Marotz	Solo HR
Harvey	2/7	NMSU	Zinicola	3-run HR
Van Houten	2/15	Arizona	Bordes	2-run HR
Brown	2/15	Arizona	Marotz	2-run HR
Southard	2/18	Tulane	Urquidez	Solo HR
Barket	2/20	Tulane	Bresnehan	Grand Slam
Manzello	2/20	Tulane	Bordes	Solo HR
Frey	2/23	Arizona	Barnette	Solo HR
Boyer	2/23	Arizona	Dryanski	Solo HR
Hundley	2/23	Arizona	Bresnehan	Solo HR
Reynolds	2/26	Baylor	Bresnehan	Solo HR
Reynolds	2/27	Baylor	Averill	2-run HR
Webb	3/4	UNC	Zinicola	Solo HR
Flack	3/4	UNC	Zinicola	2-run HR
Richardson	3/5	ECU	Averill	Solo HR
Stewart	3/11	LSU	Zinicola	2-run HR
Pacyga	3/13	WIU	Satow	3-run HR
Patterson	3/13	LSU	Bresnehan	3-run HR
Gill	3/13	LSU	Urquidez	Grand Slam
Patterson	3/13	LSU	Urquidez	Solo HR
Harris, C.	3/13	LSU	Urquidez	Solo HR
Stavinoha	3/13	LSU	Urquidez	Solo HR
Liuzza	3/13	LSU	Barnette	2-run HR
Clement	3/26	USC	Urquidez	Solo HR

Series Pitching Breakdown:

	W-L	ERA	IP	H	R	ER	BB	SO
LBSU	1-2	5.67	27.0	39	24	17	7	31
Schaefer Tour.	3-1	6.00	36.0	42	30	24	9	34
Surprise	2-1	1.67	27.0	22	9	5	4	23
Tulane	0-3	8.62	24.0	33	24	23	14	16
Baylor	2-1	2.57	28.0	28	15	8	9	23
ECU Tourney	3-0	1.55	29.0	16	6	5	15	26
LSU/WIU	2-2	8.47	34.0	56	40	32	19	27
Oklahoma	3-0	3.00	27.0	20	10	9	11	25
USC	2-1	3.33	27.0	22	11	10	14	13
Wright State	0-0	0.00	0.0	0	0	0	0	0
California	0-0	0.00	0.0	0	0	0	0	0
Stanford	0-0	0.00	0.0	0	0	0	0	0
UCLA	0-0	0.00	0.0	0	0	0	0	0
Oregon State	0-0	0.00	0.0	0	0	0	0	0
Arizona	0-0	0.00	0.0	0	0	0	0	0
Washington	0-0	0.00	0.0	0	0	0	0	0
WSU	0-0	0.00	0.0	0	0	0	0	0

Series Batting Breakdown:

	AVG	AB	R	H	RBI	2B-3B-HR	BB-SO
LBSU	.298	104	12	31	10	6-2-0	9-21
Schaefer	.347	150	39	52	35	16-2-1	16-31
Surprise	.274	95	14	26	14	3-0-2	9-13
Tulane	.235	102	7	24	7	4-0-1	6-18
Baylor	.303	99	24	30	23	2-1-3	13-17
ECU Tourney	.210	100	17	21	12	4-0-2	20-29
LSU/WIU	.412	177	57	73	52	14-3-9	15-11
Oklahoma	.260	96	16	25	13	5-2-3	13-16
USC	.322	118	27	38	22	9-1-3	13-26
Wright State	.000	0	0	0	0	0-0-0	0-0
California	.000	0	0	0	0	0-0-0	0-0
Stanford	.000	0	0	0	0	0-0-0	0-0
UCLA	.000	0	0	0	0	0-0-0	0-0
Oregon State	.000	0	0	0	0	0-0-0	0-0
Arizona	.000	0	0	0	0	0-0-0	0-0
Washington	.000	0	0	0	0	0-0-0	0-0
WSU	.000	0	0	0	0	0-0-0	0-0

Pinch-Hitting Statistics:

Player	AB	AVG.	H	2B	3B	HR	RBI
Bordes	1	1.000	1	1	0	0	0
Laguna	7	.429	3	2	1	0	5
Sogard	6	.167	1	0	0	0	1
Butler	5	.200	1	0	0	0	0
Fox	7	.143	1	0	0	0	0
Biancamano	9	.111	1	0	0	0	0
Dhaenens	10	.100	1	0	0	0	0
Landry	3	.000	0	0	0	0	0
Persichina	5	.000	0	0	0	0	0
Zinicola	1	.000	0	0	0	0	0
Sferra	2	.000	0	0	0	0	0
Totals:	57	.164	9	3	1	0	6

Batted Around (6):

At-Bats	Opponent	Inning	Date
9	NMSU	6th	2/4
9	E. Carolina	1st	3/5
9	W. Illinois	3rd	3/13
9	W. Illinois	4th	3/13
21	W. Illinois	9th	3/13
14	USC	4th	3/25

ASU Double Plays:

Type	No.	Inning	Ending
643	8		7
463	6		2
L36	1		0
1522	1		0
F91	1		0
363	1		0
543	3		1
63	1		1
L14	1		0
P53 - Bunt	1		0
L64	1		1
32	1		1
5262	1		1

Bunt Chart:

Name	Bunts	H	SAC
Sferra	15	6	3
Romine	9	1	3
Laguna	2	1	0
Hooft	1	1	0
Buck	5	4	1
Persichina	2	0	2
Larish	1	0	1
Curtis	3	3	0



Sun Devil Baseball 2005

Starting Lineups By Batting Order


Date	Opponent	No. (Time)	Record	1	2	3	4	5	6	7	8	9
1/28	LBSU	1 (1)	0-1	Hooft	Buck	Gosewisch	Larish	Curtis	Biancamano	Persichina	Romine	Sferra
1/29	LBSU	2 (1)	1-0	Curtis	Buck	Gosewisch	Larish	Zinicola	Persichina	Hooft	Romine	Sferra
1/30	LBSU	3 (1)	0-1	Buck	Hooft	Larish	Zinicola	Curtis	Gosewisch	Persichina	Romine	Sferra
2/4	NMSU	4 (1)	1-0	Curtis	Hooft	Buck	Zinicola	Larish	Gosewisch	Biancamano	Romine	Sferra
2/5	Gonzaga	5 (1)	1-0	Curtis	Hooft	Buck	Larish	Gosewisch	Zinicola	Biancamano	Romine	Sferra
2/6	Oregon State	5 (2)	1-1	Curtis	Hooft	Buck	Larish	Gosewisch	Zinicola	Biancamano	Romine	Sferra
2/7	NMSU	6 (1)	1-0	Curtis	Hooft	Buck	Larish	Gosewisch	Laguna	Persichina	Romine	Sferra
2/12	South Alabama	6 (2)	2-0	Curtis	Hooft	Buck	Larish	Gosewisch	Laguna	Persichina	Romine	Sferra
2/12	Oklahoma	6 (3)	3-0	Curtis	Hooft	Buck	Larish	Gosewisch	Laguna	Persichina	Romine	Sferra
2/13	Gonzaga	7 (1)	0-1	Curtis	Hooft	Buck	Larish	Gosewisch	Persichina	Biancamano	Romine	Sferra
2/15	Arizona	8 (1)	0-1	Curtis	Hooft	Buck	Larish	Gosewisch	Biancamano	Zinicola	Romine	Sferra
2/18	Tulane	9 (1)	0-1	Buck	Gosewisch	Hooft	Curtis	Larish	Zinicola	Biancamano	Romine	Sferra
2/19	Tulane	10 (1)	0-1	Sferra	Curtis	Buck	Gosewisch	Persichina	Hooft	Larish	Zinicola	Romine
2/20	Tulane	11 (1)	0-1	Buck	Hooft	Curtis	Gosewisch	Persichina	Laguna	Larish	Fox	Romine
2/23	Arizona	12 (1)	0-1	Buck	Hooft	Curtis	Larish	Zinicola	Persichina	Gosewisch	Laguna	Romine
2/25	Baylor	13 (1)	1-0	Laguna	Buck	Curtis	Larish	Gosewisch	Persichina	Biancamano	Romine	Sferra
2/26	Baylor	14 (1)	1-0	Sferra	Buck	Curtis	Larish	Gosewisch	Fox	Biancamano	Persichina	Romine
2/27	Baylor	15 (1)	0-1	Sferra	Buck	Curtis	Larish	Gosewisch	Fox	Sogard	Persichina	Romine
3/4	North Carolina	16 (1)	1-0	Sferra	Buck	Curtis	Larish	Gosewisch	Fox	Landry	Romine	G. Bordes
3/5	East Carolina	17 (1)	1-0	Sferra	Buck	Curtis	Larish	Gosewisch	Sogard	Butler	Romine	Persichina
3/6	Ohio State	16 (2)	2-0	Sferra	Buck	Curtis	Larish	Gosewisch	Fox	Landry	Romine	G. Bordes
3/11	LSU	18 (1)	0-1	Sferra	Buck	Larish	Gosewisch	Curtis	Fox	Laguna	Romine	Persichina
3/12	W. Illinois	19 (1)	1-0	Laguna	Buck	Curtis	Gosewisch	Larish	Fox	Butler	Dhaenens	Romine
3/13	W. Illinois	19 (2)	2-0	Laguna	Buck	Curtis	Gosewisch	Larish	Fox	Butler	Dhaenens	Romine
3/13	LSU	20 (1)	0-1	Landry	Buck	Curtis	Gosewisch	Fox	Larish	Zinicola	Biancamano	Romine
3/18	Oklahoma	21 (1)	1-0	Laguna	Buck	Larish	Gosewisch	Curtis	Fox	Dhaenens	Persichina	Romine
3/19	Oklahoma	22 (1)	1-0	Hooft	Buck	Gosewisch	Curtis	Fox	Larish	Zinicola	Laguna	Romine
3/20	Oklahoma	23 (1)	1-0	Laguna	Buck	Larish	Fox	Curtis	Gosewisch	Hooft	Zinicola	Romine
3/24	USC	24 (1)	0-1	Hooft	Buck	Curtis	Larish	Gosewisch	Laguna	Dhaenens	Persichina	Romine
3/25	USC	25 (1)	1-0	Hooft	Buck	Gosewisch	Larish	Curtis	Laguna	Dhaenens	Sferra	Romine
3/26	USC	26 (1)	1-0	Laguna	Buck	Gosewisch	Larish	Curtis	Hooft	Dhaenens	Sferra	Romine

Total Number of Different Batting Lineups: 26

Most Common Lineup by Batting Order: #6 (3 times)



Sun Devil Baseball 2005



Starting Lineups By Defensive Lineup

Date	Opponent	No. (Time)	Record	C	1B	2B	3B	SS	LF	CF	RF	DH
1/28	LBSU	1 (1)	0-1	Gosewisch	Persichina	Biancamano	Larish	Romine	Curtis	Sferra	Buck	Hooft
1/29	LBSU	2 (1)	1-0	Gosewisch	Persichina	Hooft	Larish	Romine	Curtis	Sferra	Buck	Zinicola
1/30	LBSU	2 (2)	1-1	Gosewisch	Persichina	Hooft	Larish	Romine	Curtis	Sferra	Buck	Zinicola
2/4	NMSU	3 (1)	1-0	Gosewisch	Larish	Biancamano	Hooft	Romine	Curtis	Sferra	Buck	Zinicola
2/5	Gonzaga	3 (2)	2-0	Gosewisch	Larish	Biancamano	Hooft	Romine	Curtis	Sferra	Buck	Zinicola
2/6	Oregon State	3 (3)	2-1	Gosewisch	Larish	Biancamano	Hooft	Romine	Curtis	Sferra	Buck	Zinicola
2/7	NMSU	4 (1)	1-0	Gosewisch	Larish	Persichina	Hooft	Romine	Curtis	Sferra	Buck	Laguna
2/12	South Alabama	4 (2)	2-0	Gosewisch	Larish	Persichina	Hooft	Romine	Curtis	Sferra	Buck	Laguna
2/12	Oklahoma	4 (3)	3-0	Gosewisch	Larish	Persichina	Hooft	Romine	Curtis	Sferra	Buck	Laguna
2/13	Gonzaga	5 (1)	0-1	Gosewisch	Larish	Persichina	Hooft	Romine	Curtis	Sferra	Buck	Biancamano
2/15	Arizona	3 (4)	2-2	Gosewisch	Larish	Biancamano	Hooft	Romine	Curtis	Sferra	Buck	Zinicola
2/18	Tulane	3 (5)	2-3	Gosewisch	Larish	Biancamano	Hooft	Romine	Curtis	Sferra	Buck	Zinicola
2/19	Tulane	6 (1)	0-1	Gosewisch	Larish	Persichina	Hooft	Romine	Curtis	Sferra	Buck	Zinicola
2/20	Tulane	7 (1)	0-1	Gosewisch	Larish	Persichina	Hooft	Romine	Curtis	Buck	Laguna	Fox
2/23	Arizona	8 (1)	0-1	Gosewisch	Larish	Persichina	Hooft	Romine	Curtis	Buck	Laguna	Zinicola
2/25	Baylor	9 (1)	1-0	Gosewisch	Larish	Persichina	Biancamano	Romine	Curtis	Sferra	Buck	Laguna
2/26	Baylor	10 (1)	1-0	Gosewisch	Larish	Persichina	Biancamano	Romine	Curtis	Sferra	Buck	Fox
2/27	Baylor	11 (1)	0-1	Gosewisch	Larish	Persichina	Sogard	Romine	Curtis	Sferra	Buck	Fox
3/4	North Carolina	12 (1)	1-0	Gosewisch	Larish	G. Bordes	Landry	Romine	Curtis	Sferra	Buck	Fox
3/5	East Carolina	13 (1)	1-0	Gosewisch	Larish	Persichina	Sogard	Romine	Curtis	Sferra	Buck	Butler
3/6	Ohio State	12 (2)	2-0	Gosewisch	Larish	G. Bordes	Landry	Romine	Curtis	Sferra	Buck	Fox
3/11	LSU	14 (1)	0-1	Gosewisch	Larish	Persichina	Buck	Romine	Sferra	Curtis	Laguna	Fox
3/12	W. Illinois	15 (1)	1-0	Gosewisch	Larish	Dhaenens	Buck	Romine	Butler	Curtis	Laguna	Fox
3/13	W. Illinois	15 (2)	2-0	Gosewisch	Larish	Dhaenens	Buck	Romine	Butler	Curtis	Laguna	Fox
3/13	LSU	16 (1)	0-1	Gosewisch	Zinicola	Biancamano	Landry	Romine	Larish	Curtis	Buck	Fox
3/18	Oklahoma	17 (1)	1-0	Gosewisch	Persichina	Dhaenens	Buck	Romine	Larish	Curtis	Laguna	Fox
3/19	Oklahoma	18 (1)	1-0	Gosewisch	Zinicola	Hooft	Buck	Romine	Larish	Curtis	Laguna	Fox
3/20	Oklahoma	18 (2)	2-0	Gosewisch	Zinicola	Hooft	Buck	Romine	Larish	Curtis	Laguna	Fox
3/24	USC	19 (1)	0-1	Gosewisch	Persichina	Dhaenens	Buck	Romine	Larish	Curtis	Laguna	Hooft
3/25	USC	20 (1)	1-0	Gosewisch	Larish	Dhaenens	Buck	Romine	Curtis	Sferra	Laguna	Hooft
3/26	USC	20 (2)	2-0	Gosewisch	Larish	Dhaenens	Buck	Romine	Curtis	Sferra	Laguna	Hooft

Total Number of Different Defensive Lineups: 20

Most Common Lineup by Defense: #3 (5 times)



Sun Devil Baseball 2005

Game-by-Game Capsules:

GAME 1

#14 Long Beach State 7, #9 SUN DEVILS 3

Jan. 28 at Packard Stadium

	1	2	3	4	5	6	7	8	9	R	H	E
LBSU	2	0	1	0	1	0	0	1	2	-	7	10 0
ASU	0	0	0	2	0	1	0	0	0	-	3	11 3

W: Ramos (1-0); L: Averill (0-1); S: Jamison (1)

HR: None

Time: 3:51 Attendance: 4,783 Record: 0-1

HIGHLIGHTS: A two-out, two-run double by designated hitter Evan Longoria in the top of the first inning gave No. 14 Long Beach State a lead they would never relinquish in a season-opening 7-3 victory over No. 9 Arizona State University in front of 4,783 fans Friday night at Packard Stadium. ASU out-hit the 49ers 11-10, but the defense committed costly errors in the loss. Sophomore left fielder Colin Curtis led the offense going 3-for-4 with a two-run triple. Sophomore lefty Erik Averill was saddled with the loss giving up four runs and nine hits in four innings.

GAME 2

#9 SUN DEVILS 8, #14 Long Beach State 6

Jan. 29 at Packard Stadium

	1	2	3	4	5	6	7	8	9	R	H	E
LBSU	0	0	1	2	2	0	0	1	0	-	6	13 3
ASU	0	1	0	0	1	2	0	3	x	-	8	11 0

W: Zinicola (1-0); L: Liebel (0-1); S: None

HR: None

Time: 3:36 Attendance: 2,926 Record: 1-1

HIGHLIGHTS: Freshman center fielder J.J. Sferra singled home the game-winning run in the bottom of the eighth inning to lead the No. 9 Sun Devils to a 8-6 come-from-behind victory over No. 14 Long Beach State in a non-conference game Saturday afternoon at Packard Stadium. The Devils (1-1) trailed Long Beach State (1-1) 5-1 heading into their half of the fifth inning before mother nature halted the game for over an hour with rain and thunder storms passing through the East Valley. ASU scored a single tally right out of the gates in the fifth and then tied the game with a three-run sixth inning. Sferra's game-winning single was part of a three-run eighth inning. Zechry Zinicola picked up the win with 1.1 scoreless innings. Senior transfer Joey Hooft led the Sun Devil offense going 3-for-4 with two runs scored, one RBI and a stolen base.

GAME 3

#14 Long Beach State 11, #9 SUN DEVILS 1

Jan. 30 at Packard Stadium

	1	2	3	4	5	6	7	8	9	R	H	E
LBSU	0	0	3	0	0	0	3	0	5	-	11	16 0
ASU	0	0	0	1	0	0	0	0	0	-	1	9 1

W: Estrada (1-0); L: Bordes (0-1); S: None

HR: Sindlinger (1)

Time: 3:24 Attendance: 2,823 Record: 1-2

HIGHLIGHTS: The ninth-ranked Arizona State University baseball team dropped the final game of a season-opening three-game series against No. 14 Long Beach State, 11-1, Sunday afternoon in non-conference action at Packard Stadium. ASU starter Brett Bordes was saddled with the tough luck loss giving up three unearned runs in four innings of work. The junior lefty struck out four and did not allow a walk in his 2005 debut. ASU designated hitter Zechry Zinicola and senior catcher Tuffy Gosewisch each recorded two hits for the Sun Devils. Junior preseason All-American Travis Buck went 1-for-4 with a double and finished the week-end 5-for-12 (.417).

GAME 4

#9 SUN DEVILS 12, NMSU 0

Feb. 4 at Packard Stadium

	1	2	3	4	5	6	7	8	9	R	H	E
NMSU	0	0	0	0	0	0	0	0	0	-	0	7 2
ASU	0	1	2	0	2	4	0	3	x	-	12	15 0

W: Averill (1-1); L: Conner (0-1); S: None

HR: None

Time: 2:47 Attendance: 2,163 Record: 2-2

HIGHLIGHTS: Arizona State junior starting pitcher Erik Averill struck out a career high 14 batters in a complete-game shutout to lead the No. 9 Sun Devils to a commanding 12-0 victory over New Mexico State Friday evening at Packard Stadium in the third game of the Bob Schaefer Memorial Tournament. Senior first baseman Jeff Larish added four hits and four RBI as the Sun Devils improved to 2-2 on the season and 1-0 in tournament action. Joey Hooft, Tuffy Gosewisch and Travis Buck all added two hits apiece as the Devils recorded a season high with 15 hits.

GAME 5

#9 SUN DEVILS 10, Gonzaga 8

Feb. 5 at Packard Stadium

	1	2	3	4	5	6	7	8	9	R	H	E
GU	0	0	1	2	0	0	0	2	3	-	8	11 0
ASU	0	3	0	1	4	1	1	0	x	-	10	14 4

W: Urquidez (1-0); L: Bryner (0-1); S: Zinicola (1)

HR: Thibault (1)

Time: 3:24 Attendance: 2,073 Record: 3-2

HIGHLIGHTS: Arizona State freshmen Vinny Biancamano and Andrew Romine each recorded three hits and sophomore closer Zechry Zinicola recorded his first save of the season by holding off a late rally to lead the No. 9 Sun Devils to a 10-8 victory over Gonzaga Saturday afternoon at Packard Stadium. Senior starting pitcher Jason Urquidez gave up six hits and five runs (four earned) in seven-plus innings. Biancamano and Romine were part of a 14-hit attack that saw five players record multi-hit games. Freshman teammate J.J. Sferra added two hits as the No. 7-8-9 hitters in the ASU lineup combined to go 8-for-11 with three doubles and five RBI. Sophomore left fielder Colin Curtis went 2-for-4 with three RBI and senior catcher Tuffy Gosewisch was 2-for-4 with two RBI.

GAME 6

Oregon State 12, #9 SUN DEVILS 6

Feb. 6 at Packard Stadium

	1	2	3	4	5	6	7	8	9	R	H	E
OSU	0	2	0	1	8	0	1	0	0	-	12	15 1
ASU	0	4	1	0	0	0	0	1	0	-	6	8 5

W: Gunderson (1-0); L: Bordes (0-2); S: None

HR: Anderson (1), Gosewisch (1)

Time: 3:16 Attendance: 2,099 Record: 3-3

HIGHLIGHTS: An eight-run fifth inning by Oregon State and five errors cost the No. 9 Arizona State Sun Devils proved costly in a 12-6 non-conference loss to the Beavers Sunday afternoon at Packard Stadium in the fourth day of the Bob Schaefer Memorial Baseball Tournament. Despite committing four errors in the first three innings, the Sun Devils still held a 5-2 lead. After a single tally in the fourth, OSU sent 11 batters to the plate and hit five doubles in the eight-run fifth to put the game out of reach. Lead-off hitter Colin Curtis was the only Sun Devil to record a multi-hit game, going 2-for-5 with one RBI to extend his hitting streak to seven games dating back to the end of the 2004 season. Senior catcher Tuffy Gosewisch went 1-for-4 with ASU's first home run of the season. Freshman shortstop Andrew Romine went 1-for-2 to extend his hitting streak to five games.

GAME 7

#12 SUN DEVILS 11, NMSU 10

Feb. 7 at Packard Stadium

	1	2	3	4	5	6	7	8	9	R	H	E
NMSU	1	1	0	1	0	0	0	4	3	-	10	9 1
ASU	2	2	1	0	0	0	0	3	3	-	11	15 2

W: Zinicola (2-0); L: Gausman (0-1); S: None

HR: Harvey 2 (3)

Time: 3:30 Attendance: 2,547 Record: 4-3

HIGHLIGHTS: Colin Curtis hit a walk-off single to score J.J. Sferra with the game-winning run to cap a three-run ninth inning as the No. 12 Sun Devils pulled off a wild 11-10 victory over New Mexico State Monday evening at Packard Stadium in the final game of the Bob Schaefer Memorial Tournament. The ninth-inning rally was a fitting end to a game that saw ASU lead 5-3 after seven innings and featured four lead changes over the final two innings. The Aggies scored four runs in the top of the eighth to grab a 7-5 lead, but the Sun Devils answered with three runs in the bottom of the eighth to regain the lead at 8-7. Senior third baseman Joey Hooft appeared to have the game-winning hit with a two-run double, staking the Devils to an 8-7 lead. Not to be outdone, New Mexico State left fielder Adam Harvey hit a three-run home run with two outs in the top of the ninth inning off ASU closer Zechry Zinicola to give NMSU a 10-8 lead. Tuffy Gosewisch fueled the ninth-inning heroics with a leadoff double off the right field wall. After a single by redshirt freshman Rocky Laguna, Gosewisch pulled the Devils to within one run when he scored on a wild pitch. Down to their last out after consecutive strikeouts by Joe Persichina and Seth Dhaenens, Sferra responded after being down in the count 1-2 with a clutch single up the middle to score Laguna with tying run. Sferra stole second base and scored the winner when Curtis drilled a full-count slider from NMSU closer Brian Gausman into left field to end the game. Gosewisch went 3-for-5 with three doubles and two RBI and Laguna went 3-for-5 with four stolen bases in his first career start.

GAME 8

#12 SUN DEVILS 7, South Alabama 2

Feb. 12 at Surprise Stadium

	1	2	3	4	5	6	7	8	9	R	H	E
USA	0	0	0	0	0	0	0	0	2	-	2	5 0
ASU	0	1	0	0	5	0	1	0	x	-	7	10 2

W: Averill (2-1); L: Walters (0-1); S: None

HR: Larish (1)

Time: 2:24 Attendance: 1,003 Record: 5-3

HIGHLIGHTS: Erik Averill threw his second consecutive complete-game to lead the No. 12 Sun Devils to a 7-2 victory over South Alabama in the first game of the Coca-Cola Spring Training Classic at Surprise Stadium. Preseason All-Americans Jeff Larish and Travis Buck each went 2-for-4 with two RBI and Larish added his first home run of the season to lead the ASU offense that registered 10 hits. Six of ASU's seven runs came with two outs on the scoreboard, including all runs in the season-high five-run fifth. Joey Hooft also added two hits in the victory. Averill scattered five hits and allowed only one earned run while striking out eight and walking only one.

GAME 9

#12 SUN DEVILS 7, Oklahoma 5

Feb. 12 at Surprise Stadium

	1	2	3	4	5	6	7	8	9	R	H	E
OKLA	1	0	0	0	4	0	0	0	0	-	5	11 1
ASU	3	0	0	0	2	2	0	0	x	-	7	12 1

W: Barnette (1-0); L: Patterson (0-1); S: None

HR: Larish (2)

Time: 3:21 Attendance: 678 Record: 6-3

HIGHLIGHTS: Jeff Larish went 2-for-4 with four RBI and junior reliever Tony Barnette allowed one hit in 3.2 shutout innings to lead the No. 12 Sun Devils to a 7-5 victory over Oklahoma at Surprise Stadium to conclude the first day of the Coca-Cola Spring Training Classic. Barnette came out of the bullpen in relief of starter Jason Urquidez and reliever Pat Bresnehan with the go-ahead run on third base, but got two quick strikeouts to keep the game tied. He went on to strike out five and walk only one in 3.2 innings to pick up his first win as a Sun Devil. Urquidez scattered nine hits and gave up five runs (four earned) in 5.1 innings to record the no-decision. Larish went 2-for-4 and ended the day 4-for-8 with six RBI and a pair of home runs. Sophomore leadoff hitter Colin Curtis was 2-for-5 with two runs scored and an RBI and sophomore second baseman Joe Persichina went 2-for-4 for his first multi-hit performance of the year.

GAME 10

Gonzaga 2, #12 SUN DEVILS 0

Feb. 13 at Surprise Stadium

	1	2	3	4	5	6	7	8	9	R	H	E
GU	0	0	0	1	1	0	0	0	0	-	2	6 0
ASU	0	0	0	0	0	0	0	0	0	-	0	4 3

W: Donovan (1-1); L: Zinicola (2-1); S: Albrecht (1)

HR: None

Time: 2:15 Attendance: 456 Record: 6-4

HIGHLIGHTS: Gonzaga starting pitcher Patrick Donovan threw seven shutout innings to make a pair of unearned runs standup in a 2-0 upset of No. 12 Arizona State Sun Devils on Sunday afternoon in the final game of the Coca-Cola Spring Training Classic at Surprise Stadium. ASU sophomore Zechry Zinicola made his first start of the year and was saddled with the tough-luck loss. Zinicola gave up only three hits and two unearned runs in 4.1 innings. He struck out four and walked only one to fall to 2-1 on the season. Junior left-hander Brett Bordes dominated in his first relief appearance of the year with 4.2 scoreless innings. He scattered three hits and struck out three to keep ASU close. Second baseman Joe Persichina recorded two of ASU's four hits with his second consecutive multi-hit game.



Sun Devil Baseball 2005

Game-by-Game Capsules:

GAME 11

#9 Arizona 7, #11 SUN DEVILS 6

Feb. 15 at Kindall Field at Saneet Stadium

	1	2	3	4	5	6	7	8	9	10	11	12	13	14	R	H	E
ASU	1	2	0	1	1	0	0	0	0	0	0	0	1	-	6	11	3
UA	1	0	0	0	1	3	0	0	0	0	0	0	2	-	7	12	2

W: Koons (1-0); L: Marotz (0-1); S: None

HR: Van Houten (1), Brown (3)

Time: 5:13 Attendance: 1,310 Record: 6-5

HIGHLIGHTS: Arizona first baseman Jordan Brown hit a two-out, two-run walk-off home run in the bottom of the 14th inning to give the No. 9 Wildcats a dramatic 7-6 victory over No. 12 Arizona State at Kindall Field at Saneet Park. The Sun Devils pulled ahead with a two-out, bases loaded walk to Joe Persichina in the top of the 14th before the Wildcats staged the two-out rally. Jeff Van Houten laced a single up the middle and Brown followed drilling a 2-1 fastball from Ty Marotz over the right field fence for the game to give UA the victory. The heart-breaking loss spoiled a pair of solid pitching performances from Tony Barnette and Pat Bresnehan. Making his first career start, Barnette scattered five hits and two runs in 5.1 innings. Bresnehan tied a career high with seven strikeouts in the longest outing of his career (5.1 IP). Left fielder Colin Curtis went 4-for-6 to lead the Sun Devil offense.

GAME 12

#1 Tulane 8, #11 SUN DEVILS 2

Feb. 18 at Turchin Stadium

	<u>1</u>	<u>2</u>	<u>3</u>	<u>4</u>	<u>5</u>	<u>6</u>	<u>7</u>	<u>8</u>	<u>9</u>		<u>R</u>	<u>H</u>	<u>E</u>
ASU	0	0	0	0	1	0	0	1	0	-	2	6	2
TUL	3	0	0	0	4	1	0	0	x	-	8	10	1

W: Bogusevic (2-0); L: Urquidez (1-1); S: Mohl (1)

HR: Southard (2)

Time: 3:05 Attendance: 3,784 Record: 6-6

HIGHLIGHTS: The top-ranked Tulane Green Wave score three innings in the first inning and never looked back in a 8-2 victory over No. 11 Arizona State University Friday evening in non-conference action at Turchin Stadium. ASU starter Jason Urquidez took the loss giving up seven runs (six earned) and tied a career high with six walks in five innings. Despite striking out a season high seven batters, Urquidez fell to 1-1 on the year. Junior Kevin Dryanski allowed one run and struck out two over the final three innings. Colin Curtis led the Sun Devils at the plate going 2-for-3 for his team-leading seventh multi-hit game of the year.

GAME 13

#1 Tulane 7, #11 SUN DEVILS 2

Feb. 19 at Zephyr Field

	<u>1</u>	<u>2</u>	<u>3</u>	<u>4</u>	<u>5</u>	<u>6</u>	<u>7</u>	<u>8</u>	<u>9</u>		<u>R</u>	<u>H</u>	<u>E</u>
ASU	0	0	2	0	0	0	0	0	0	-	2	10	1
TUL	0	0	2	0	0	5	0	0	x	-	7	13	0

W: Owings (1-0); L: Averill (2-2); S: None

HR: None

Time: 2:41 Attendance: 7,435 Record: 6-7

HIGHLIGHTS: Tulane starting pitcher Micah Owings worked eight strong innings and helped his own cause at the plate with a two-run double to lift the No. 1 Green Wave to a series-clinching 7-2 victory over No. 11 Arizona State Saturday afternoon in front of 7,435 fans at Zephyr Field. Owings earned the win on the mound to improve to 1-0 on the season and finished 1-for-2 at the plate with two runs scored and two RBI. Junior Erik Averill was saddled with the loss for ASU giving up five runs in five innings. Senior catcher Tuffy Gosewisch led the ASU offense going 3-for-4 with two RBI to extend his career-high hitting streak to 11 games.

GAME 14

#1 Tulane 9, #11 SUN DEVILS 3

Feb. 20 at Turchin Stadium

	<u>1</u>	<u>2</u>	<u>3</u>	<u>4</u>	<u>5</u>	<u>6</u>	<u>7</u>	<u>8</u>	<u>9</u>		<u>R</u>	<u>H</u>	<u>E</u>
ASU	0	0	0	0	3	0	0	0	0	-	3	8	1
TUL	0	0	4	2	0	0	0	3	x	-	9	10	0

W: Crowel (2-0); L: Bresnehan (0-1); S: None

HR: Fox (1), Barket (1), Manzella (1)

Time: 2:45 Attendance: 3,085 Record: 6-8

HIGHLIGHTS: Tulane right fielder Matt Barket hit a grand slam home run to lead the top-ranked Green Wave to a 9-3 victory to clinch a non-conference series sweep over No. 11 Arizona State in front of 3,085 fans Sunday afternoon at Turchin Stadium. Jeff Larish led the Sun Devils going 2-for-4 with a pair of doubles. Rocky Laguna went 1-for-3 with a RBI double and freshman Willy Fox hit a two-run home run in his first career start

GAME 15

#7 Arizona 11, SUN DEVILS 5

Feb. 23 at Kindall Field at Saneet Stadium

	<u>1</u>	<u>2</u>	<u>3</u>	<u>4</u>	<u>5</u>	<u>6</u>	<u>7</u>	<u>8</u>	<u>9</u>		<u>R</u>	<u>H</u>	<u>E</u>
ASU	0	0	0	1	1	2	0	1	0	-	5	9	2
UA	3	2	0	2	1	0	0	3	x	-	11	17	0

W: Berger (2-0); L: Barnette (1-1); S: Melancon (1)

HR: Larish 2 (4), Frey (1), Hundley (4), Boyer (1)

Time: 3:18 Attendance: 1,714 Record: 6-9

HIGHLIGHTS: Arizona State senior All-American Jeff Larish hit a pair of solo home runs, but it wasn't enough as the Sun Devils dropped their sixth straight game in a 11-5 non-conference loss to No. 7 Arizona Wednesday evening at Kindall Field at Saneet Park. Arizona scored nine of its 11 runs with two outs on the scoreboard. Larish went 2-for-3 and Joe Persichina (2-for-4) and Tuffy Gosewisch (2-for-4) each added multi-hit games. Junior Tony Barnette took the loss giving up six hits and five runs in 1.2 innings. Arizona center fielder Chris Frey went 3-for-5 with three runs and three RBI while falling a double short of hitting for the cycle.

GAME 16

SUN DEVILS 5, #8 Baylor 3

Feb. 25 at Packard Stadium

	<u>1</u>	<u>2</u>	<u>3</u>	<u>4</u>	<u>5</u>	<u>6</u>	<u>7</u>	<u>8</u>	<u>9</u>		<u>R</u>	<u>H</u>	<u>E</u>
BU	0	0	0	0	1	0	2	0	0	-	3	10	3
ASU	0	0	0	1	0	0	4	0	x	-	5	5	2

W: Urquidez (2-1); L: Taylor (2-1); S: None

HR: Buck (1)

Time: 2:43 Attendance: 2,627 Record: 7-9

HIGHLIGHTS: Arizona State junior right fielder Travis Buck connected on a game-winning grand slam home run in the bottom of the seventh inning to give the Sun Devils a 5-3 come-from-behind victory over No. 8 Baylor. The victory snapped a school-record-tying six-game losing streak. Jason Urquidez picked up the win with three dominating innings out of the bullpen. He improved to 2-1 on the season allowing only one hit and striking out four in his fifth career relief appearance. Sophomore starter Zechry Zinicola gave a quality start allowing three runs (two earned) and struck out a career-high six in six innings. Buck (2-for-4) and J.J. Sferri (2-for-3) accounted for four of ASU's five hits.

GAME 17

SUN DEVILS 12, #8 Baylor 4

Feb. 26 at Packard Stadium

	<u>1</u>	<u>2</u>	<u>3</u>	<u>4</u>	<u>5</u>	<u>6</u>	<u>7</u>	<u>8</u>	<u>9</u>		<u>R</u>	<u>H</u>	<u>E</u>
BU	0	0	0	1	2	0	1	0	0	-	4	8	2
ASU	2	0	1	2	3	0	1	3	x	-	12	16	1

W: Bordes (1-2); L: VanAllen (2-1); S: None

HR: Fox (2), Reynolds (3)

Time: 3:16 Attendance: 2,603 Record: 8-9

HIGHLIGHTS: Arizona State junior right fielder Travis Buck continued his hot hitting going 4-for-5 and freshman designated hitter Willy Fox went 2-for-4 with four RBI to lead the Sun Devils to a 12-4 victory over No. 8 Baylor. The Sun Devils recorded its best offensive performance of the season with 16 hits and 12 runs en route to securing the series victory over the nationally ranked Bears. Continuing a stretch of nine straight games against top 10 teams, ASU improved to 8-9 on the season and 3-7 against ranked opponents. Buck led five players with multi-hit games for the Sun Devils. Fox earned his second career start and responded hitting his second home run of the season. Colin Curtis also had a solid game going 3-for-3 with three RBI and two runs scored.

GAME 18

#8 Baylor 8, SUN DEVILS 7 (10 innings)

Feb. 27 at Packard Stadium

	<u>1</u>	<u>2</u>	<u>3</u>	<u>4</u>	<u>5</u>	<u>6</u>	<u>7</u>	<u>8</u>	<u>9</u>	<u>10</u>		<u>R</u>	<u>H</u>	<u>E</u>
BU	0	0	2	0	2	0	0	0	1	3	-	8	10	1
ASU	4	1	0	0	0	0	0	0	0	2	-	7	9	5

W: LaMotta (2-0); L: Urquidez (2-2); S: Woody (3)

HR: Fox (3), Reynolds (4)

Time: 3:39 Attendance: 2,799 Record: 8-10

HIGHLIGHTS: The No. 8 Baylor Bears capitalized on four Arizona State errors over the last three innings and held off a furious rally to salvage the final game of a three-game non-conference series with a 8-7 victory in 10 innings. Baylor took the lead with three unearned runs in the top of the 10th and held off a late ASU rally to avoid the series sweep.

GAME 19

SUN DEVILS 4, #4 North Carolina 3 (11)

Mar. 4 at Clark-LeClair Stadium

	<u>1</u>	<u>2</u>	<u>3</u>	<u>4</u>	<u>5</u>	<u>6</u>	<u>7</u>	<u>8</u>	<u>9</u>	<u>10</u>	<u>11</u>		<u>R</u>	<u>H</u>	<u>E</u>
UNC	0	0	0	0	0	3	0	0	0	0	0	-	3	3	3
ASU	0	1	0	0	0	0	2	0	0	0	1	-	4	8	1

W: Urquidez (3-2); L: Phillips (0-1); S: None

HR: Webb (2), Flack (2)

Time: 3:49 Attendance: 4,410 Record: 9-10

HIGHLIGHTS: Jason Urquidez struck out nine in 5.1 scoreless innings and sophomore left fielder Colin Curtis scored on a bases loaded wild pitch in the bottom of the 11th inning to lead the Sun Devils to a 4-3 victory over No. 4 North Carolina Friday evening at Clark-LeClair Stadium. Curtis reached base for the sixth time in the game on a fielding error by UNC shortstop Josh Horton with two outs in the 11th. Curtis stole second base and then senior first baseman Jeff Larish was intentionally walked and catcher Tuffy Gosewisch was hit by a pitch to load the bases. Curtis crossed the plate with the winning run on the wild pitch on reliever Bryan Phillips' first offering to pinch-hitter Rocky Laguna. Urquidez dominated out of the bullpen with a season-high nine strikeouts while not allowing a hit in 5.1 scoreless frames. Starter Zechry Zinicola was solid in his third start of the season, scattering three hits and three runs in 5.2 innings. He struck out five and walked four to remain 2-1 on the season. Travis Buck and J.J. Sferri were each 2-for-6 to lead the Sun Devil offense.

GAME 20

SUN DEVILS 10, East Carolina 3

Mar. 5 at Clark-LeClair Stadium

	<u>1</u>	<u>2</u>	<u>3</u>	<u>4</u>	<u>5</u>	<u>6</u>	<u>7</u>	<u>8</u>	<u>9</u>		<u>R</u>	<u>H</u>	<u>E</u>
ASU	5	0	2	3	0	0	0	0	0	-	10	5	1
ECU	1	0	0	0	0	0	2	0	0	-	3	7	2

W: Averill (3-2); L: Flye (3-1); S: None

HR: Larish (5), Gosewisch (2), Richardson (2)

Time: 3:04 Attendance: 5,023 Record: 10-10

HIGHLIGHTS: Arizona State senior catcher Tuffy Gosewisch went 2-for-4 with four RBI leading the Sun Devils to a 10-3 victory over East Carolina on a chilly Saturday evening during the second day of the Keith LeClair Classic at Clark LeClair Stadium. The Sun Devils scored five runs in the opening frame and added a two-run home run from Gosewisch in the third and a three-run home run from senior first baseman Jeff Larish in the fourth to account for all the scoring. Junior starting pitcher Erik Averill worked 6.1 strong innings giving up three runs (two earned) and six hits to improve to 3-2 on the season. He struck out three and walked a season-high four. Junior Tony Barnette closed out the victory with 2.2 scoreless frames.

GAME 21

SUN DEVILS 3, Ohio State 0

Mar. 6 at Clark-LeClair Stadium

	<u>1</u>	<u>2</u>	<u>3</u>	<u>4</u>	<u>5</u>	<u>6</u>	<u>7</u>	<u>8</u>	<u>9</u>		<u>R</u>	<u>H</u>	<u>E</u>
OSU	0	0	0	0	0	0	0	0	0	-	0	6	1
ASU	0	0	0	0	1	0	0	2	x	-	3	8	3

W: Bresnehan (1-1); L: DeLucia (0-1); S: Bordes (1)

HR: None

Time: 2:37 Attendance: 3,368 Record: 11-10

HIGHLIGHTS: Sophomore starting pitcher Pat Bresnehan and junior reliever Brett Bordes combined on a six-hit shutout in leading the Sun Devils to a 3-0 victory over Ohio State in the final day of the Keith LeClair Classic at Clark-LeClair Stadium. The Sun Devils extended their season high winning streak to three games to improve to 11-10 overall and have won five of their last six games. Bresnehan scattered five hits in six shutout innings to earn the victory and improve to 1-1 on the season. Bordes gave up one hit over the final three innings to seal the win and earn his first save of the year. ASU junior right fielder Travis Buck went 2-for-4 with a double and one RBI and freshman designated hitter Willy Fox went 1-for-4 with a two-run single.



Sun Devil Baseball 2005

Game-by-Game Capsules:

GAME 22

#5 LSU 6, SUN DEVILS 5

March 11 at Alex Box Stadium

	<u>1</u>	<u>2</u>	<u>3</u>	<u>4</u>	<u>5</u>	<u>6</u>	<u>7</u>	<u>8</u>	<u>9</u>		<u>R</u>	<u>H</u>	<u>E</u>
ASU	0	3	0	0	0	0	0	2	0	-	5	9	0
LSU	1	0	3	2	0	0	0	0	x	-	6	10	1

W: Mestepey (4-1); L: Zinicola (2-2); S: Dirks (1)

HR: Stewart (1)

Time: 2:40 Attendance: 7,298 Record: 11-11

HIGHLIGHTS: LSU senior starting pitcher Lane Mestepey scattered nine hits in eight solid innings and normal weekend starter Clay Dirks threw a scoreless ninth inning to lead the fifth-ranked Tigers to a 6-5 victory over Arizona State Friday night in front of 7,298 at Alex Box Stadium. ASU sophomore Zechry Zinicola was tagged for six runs and seven hits in three and one-third innings to record the loss. He battled control problems with three walks, two of which came around to score, and struck out one. The bullpen continued its recent dominance as Brett Bordes, Quentin Andes and Kevin Dryanski combined for 5.2 scoreless innings. Rocky Laguna led the Sun Devils at the plate going 2-for-4 with two RBI and shortstop Andrew Romine was 2-for-3.

GAME 23

SUN DEVILS 19, Western Illinois 1

March 12 at Alex Box Stadium

	<u>1</u>	<u>2</u>	<u>3</u>	<u>4</u>	<u>5</u>	<u>6</u>	<u>7</u>	<u>8</u>	<u>9</u>		<u>R</u>	<u>H</u>	<u>E</u>
WIU	0	0	0	0	1	0	0	0	0	-	1	8	5
ASU	1	4	0	4	2	4	3	1	x	-	19	23	1

W: Averill (4-2); L: Navin (0-2); S: Garrison (1)

HR: Larish 2 (7), Zinicola (1)

Time: 2:50 Attendance: 375 Record: 12-11

HIGHLIGHTS: Arizona State junior third baseman Travis Buck and freshman designated hitter Willy Fox each recorded four hits as the Sun Devils recorded season highs with 23 hits and 19 runs in a 19-1 victory over Western Illinois. Buck went 4-for-6 with four runs scored, two triples and four RBI to extend his season-high hitting streak to eight games. Fox recorded a career-high four hits by going 4-for-5 with two doubles and three runs scored. Senior first baseman Jeff Larish went 3-for-6 with a pair of home runs and five RBI. Seven Sun Devils in all recorded multi-hit games, including a 3-for-4 performance from leadoff hitter Rocky Laguna and the first two career hits from freshman reserve catcher Austin Stockfisch.

GAME 24

SUN DEVILS 30, Western Illinois 13

March 13 at Alex Box Stadium

	<u>1</u>	<u>2</u>	<u>3</u>	<u>4</u>	<u>5</u>	<u>6</u>	<u>7</u>	<u>8</u>	<u>9</u>		<u>R</u>	<u>H</u>	<u>E</u>
ASU	3	2	3	4	0	0	3	0	15	-	30	35	2
WIU	2	2	0	3	0	0	0	0	6	-	13	18	3

W: Satow (1-0); L: Kohorst (3-3); S: None

HR: Larish 2 (9), Gosewisch (3), Fox (4), Dhaenens (1)

Time: 3:44 Attendance: 175 Record: 13-11

HIGHLIGHTS: Led by six hits from junior Travis Buck and a pair of home runs from senior Jeff Larish, the Arizona State Sun Devils set a school record with 35 hits in a 30-13 victory over Western Illinois. In addition to setting the school record for hits in a game (35), the Sun Devils also set school records for total bases (57), most runs in an inning (15 in the 9th), hits in an inning (16 in the ninth) and tied for fourth in runs scored. Travis Buck went 6-for-8 with three RBI and senior Jeff Larish belted two home runs for the second consecutive game and went 4-for-6 while tying a school record with six runs scored. Rocky Laguna (3-for-4), Colin Curtis (2-for-8), Austin Stockfisch (2-for-2), Willy Fox (3-for-5, HR, 5 R, 3 RBI), Seth Dhaenens (3-for-5, 4 R, HR, 6 RBI) and Andrew Romine (5-for-5, 4 RBI) also contributed multi-hit performances in the record-breaking offensive contest. Fox also added his fourth home run of the season and went 3-for-3 with a double, single and home run in the 15-run ninth inning. Senior catcher Tuffy Gosewisch blasted his third of the year with a two-run shot to left field in the first inning and redshirt sophomore Seth Dhaenens hit his first career home run while going 3-for-5 with six RBI. Freshman left-hander Josh Satow earned the win in his collegiate debut allowing nine hits and nine runs (six earned) in 5.0 innings out of the bullpen. Junior starter Tony Barnette didn't last past the second inning giving up four runs on seven hits in just 1.2 innings.

GAME 25

#5 LSU 20, SUN DEVILS 3

March 13 at Alex Box Stadium

	<u>1</u>	<u>2</u>	<u>3</u>	<u>4</u>	<u>5</u>	<u>6</u>	<u>7</u>	<u>8</u>	<u>9</u>		<u>R</u>	<u>H</u>	<u>E</u>
ASU	2	0	0	0	0	1	0	0	0	-	3	6	3
LSU	4	0	0	12	1	2	0	1	x	-	20	20	1

W: Smith (4-1); L: Bresnahan (1-2); S: None

HR: Gosewisch (4), Gill (2), Patterson 2 (6), Harris, C.

(3), Stavinoha (4), Liuzza (2)

Time: 2:54 Attendance: 7,422 Record: 13-12

HIGHLIGHTS: Led by a grand slam home run from third baseman Blake Gill, the fifth-ranked LSU Tigers hit four consecutive home runs as part of a 12-run fourth inning to overpower visiting Arizona State 20-3. Just a few hours after setting several offensive records in a 30-13 victory over Western Illinois, it was the Tigers that exploded for 20 hits, including six home runs and 11 extra base hits. The 12-run fourth inning marked the second most runs ASU has given up in an inning in school history. The 20 runs given up also rank tied for seventh in the record books. After recording a school-record 35 hits earlier in the afternoon, the Sun Devil bats fell silent with only six hits. Senior catcher Tuffy Gosewisch (Scottsdale, Ariz.) went 1-for-4 with two RBI and a solo home run.

GAME 26

SUN DEVILS 5, Oklahoma 4

March 18 at Packard Stadium

	<u>1</u>	<u>2</u>	<u>3</u>	<u>4</u>	<u>5</u>	<u>6</u>	<u>7</u>	<u>8</u>	<u>9</u>		<u>R</u>	<u>H</u>	<u>E</u>
OU	0	0	0	1	3	0	0	0	0	-	4	6	2
ASU	0	2	1	1	0	0	0	0	1	-	5	10	1

W: Urquidez (4-2); L: Brownell (0-1); S: None

HR: Larish (10)

Time: 3:17 Attendance: 3,516 Record: 14-12

HIGHLIGHTS: Jeff Larish hit a walk-off solo home run with one out in the bottom of the ninth inning to lift the Sun Devils to a 5-4 victory over the University of Oklahoma Friday night in front of 3,516 fans at Winkles Field at Packard Stadium. Larish finished 2-for-3 with two walks and hit his NCAA leading 10th home run of the year to give the Sun Devils their eighth win in the last 11 games, improving to 14-12 overall. Jason Urquidez earned the win giving up two hits in 1.1 scoreless frames to improve to 4-2 on the season. Junior reliever Tony Barnett kept the Sun Devils in the game with four strikeouts in 2.2 scoreless frames. Larish notched his ninth multi-hit game of the year and was one of four Sun Devils to register a pair of hits in the victory. Junior pre-season All-American Travis Buck continued his hot hitting going 2-for-5 with an RBI and center fielder Colin Curtis and first baseman Joe Persichina each had two hits.

GAME 27

SUN DEVILS 5, Oklahoma 1

March 19 at Packard Stadium

	<u>1</u>	<u>2</u>	<u>3</u>	<u>4</u>	<u>5</u>	<u>6</u>	<u>7</u>	<u>8</u>	<u>9</u>		<u>R</u>	<u>H</u>	<u>E</u>
OU	1	0	0	0	0	0	0	0	0	-	1	5	2
ASU	0	3	1	0	0	0	1	0	x	-	5	6	2

W: Averill (5-2); L: Sandoval (1-1); S: None

HR: None

Time: 2:36 Attendance: 2,915 Record: 15-12

HIGHLIGHTS: Erik Averill allowed one unearned run in his third complete game of the year to lead the Sun Devils to a 5-1 victory over Oklahoma. Averill scattered five hits (all singles) and had only one ball reach the outfield in his third complete-game effort of the season. He improved to 5-2 on the season by striking out seven and walking two while allowing only an unearned run in the top of the first inning. The junior lefty lowered his season ERA to 2.75. The Sun Devils out-hit OU 6-5 with junior third baseman Travis Buck and sophomore center fielder Colin Curtis each recording two hits. Buck went 2-for-4 with a triple and has now recorded at least one hit in 11 of his last 12 games. The converted outfielder was also flawless in the field with seven assists. OU junior RHP P.J. Sandoval suffered the loss.

GAME 28

SUN DEVILS 6, Oklahoma 5

March 20 at Packard Stadium

	<u>1</u>	<u>2</u>	<u>3</u>	<u>4</u>	<u>5</u>	<u>6</u>	<u>7</u>	<u>8</u>	<u>9</u>		<u>R</u>	<u>H</u>	<u>E</u>
OU	0	2	0	1	0	0	0	2	0	-	5	9	4
ASU	1	0	0	1	1	0	3	0	x	-	6	9	0

W: Barnette (2-1); L: McCutchen (1-2); S: Urquidez (1)

HR: Gosewisch (5), Buck (2)

Time: 3:28 Attendance: 3,375 Record: 16-12

HIGHLIGHTS: A bases loaded, three-run double by senior second baseman Joey Hooft that was lost in the sun by Oklahoma center fielder Jeff Scuderi led the Arizona State Sun Devils to a series sweeping 6-5 victory over the Sooners Sunday afternoon in front of 3,375 at Winkles Field at Packard Stadium. With the game tied at 3-3 and the bases loaded with two outs, Hooft lofted the first offering from reliever Daniel McCutchen to center field for what looked to be the third out of the inning. But, Scuderi seemed to lose track of the ball and it dropped to allow three runs to score. Oklahoma climbed to within one run with a two-run pinch-hit double from Kevin Smith in the eighth and then put the tying run aboard in the ninth, but senior closer Jason Urquidez picked off Russell Raley at first base to end the game. Urquidez nailed down his first career save giving up two hits in two scoreless innings to make a winner of junior right-handed reliever Tony Barnette. Third baseman Travis Buck led the Sun Devils at the plate going 3-for-4 with a solo home run and three runs scored.

GAME 29

#21 USC 9, SUN DEVILS 8

March 24 at Dedeaux Field

	<u>1</u>	<u>2</u>	<u>3</u>	<u>4</u>	<u>5</u>	<u>6</u>	<u>7</u>	<u>8</u>	<u>9</u>		<u>R</u>	<u>H</u>	<u>E</u>
ASU	0	0	2	0	2	0	4	0	0	-	8	11	1
USC	0	0	1	1	4	3	0	0	x	-	9	10	0

W: Kennedy (3-1); L: Bordes (3-1); S: Koss (4)

HR: None

Time: 4:01 Attendance: 318 Record: 16-13

HIGHLIGHTS: Despite walking nine batters and hitting three more, the Arizona State Sun Devils still had a chance to win their Pac-10 opening game against No. 21 USC, but a late comeback wasn't enough in a 9-8 loss to the Trojans in a four-hour marathon Thursday night at Dedeaux Field. The Sun Devils scored four runs in the top of the seventh inning to pull to within one run, but USC closer Paul Koss shut the door on the victory with 2.2 scoreless innings to send the Trojans to their fifth straight victory. Travis Buck led the Sun Devils at the plate going 3-for-5 with two doubles and one RBI. Sophomore Colin Curtis and senior catcher Tuffy Gosewisch each added two hits as the Sun Devils out-hit the Trojans 11-10.

GAME 30

SUN DEVILS 17, #21 USC 1

March 25 at Dedeaux Field

	<u>1</u>	<u>2</u>	<u>3</u>	<u>4</u>	<u>5</u>	<u>6</u>	<u>7</u>	<u>8</u>	<u>9</u>		<u>R</u>	<u>H</u>	<u>E</u>
ASU	2	0	0	9	2	0	0	4	0	-	17	22	4
USC	0	0	1	0	0	0	0	0	0	-	1	4	3

W: Bresnahan (2-2); L: Bannister (4-2); S: None

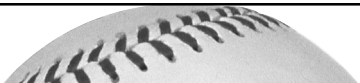
HR: Curtis (1), Larish (11)

Time: 3:15 Attendance: 738 Record: 17-13

HIGHLIGHTS: Behind a complete game from sophomore starting pitcher Pat Bresnahan and a career-high five hits from senior catcher Tuffy Gosewisch, the Arizona State Sun Devils earned their first Pac-10 victory of the season with a 17-1 thumping of the No. 21 University of Southern California Trojans Friday night at Dedeaux Field. Leading 2-1, ASU broke the game open with a nine-run fourth frame by sending 14 batters the plate. Sophomore second baseman Seth Dhaenens recorded two of the Devils' eight hits in the inning and sophomore Colin Curtis hit a two-run home run. Gosewisch also contributed a two-run triple down the right field line. The big inning gave Bresnahan a comfortable lead as he cruised to his first career victory as a starting pitcher. The sophomore right-hander struck out five and allowed only one unearned run and four hits (all singles). Gosewisch led six different Sun Devils who recorded multi-hit games by going 5-for-6 with four runs and four RBI. He fell just a home run short of hitting for the cycle with singles in the first, third and fifth innings, a two-run triple in the fourth and a two-run double in the eighth. Senior first baseman Jeff Larish went 2-for-7 with his Pac-10 leading two-run home run and Curtis went 3-for-6 with three RBI and hit his first homer of the season.



Sun Devil Baseball 2005



Game-by-Game Capsules:

GAME 31 SUN DEVILS 2, #21 USC 1

March 26 at Dedeaux Field

	<u>1</u>	<u>2</u>	<u>3</u>	<u>4</u>	<u>5</u>	<u>6</u>	<u>7</u>	<u>8</u>	<u>9</u>	<u>10</u>		<u>R</u>	<u>H</u>	<u>E</u>
ASU	0	0	0	1	0	0	0	0	0	1	-	2	5	0
USC	0	0	0	0	0	0	0	1	0	0	-	1	8	1

W: Bordes (2-3); **L:** Koss (2-1); **S:** Zinicola (2)


HR: Larish (12), Clement (5)

Time: 3:17 **Attendance:** 852 **Record:** 18-13

HIGHLIGHTS: Arizona State first baseman Jeff Larish hit his NCAA leading 12th home run of the season and knocked in the game-winning run on a sacrifice fly in the top of the 10th inning to lead the Sun Devils to a series clinching 2-1 victory over the No. 21 USC Trojans on Saturday afternoon at Dedeaux Field. ASU led 1-0 through seven innings on Larish's solo home run that led off the fourth inning. Senior starting pitcher Jason Urquidez held the Trojans scoreless until All-American catcher Jeff Clement drove a 3-2 fastball onto the parking structure in right field to tie the game. Travis Buck led off the top of the 10th inning with a walk and moved to third base on a single by senior catcher Tuffy Gosewisch. Larish delivered the eventual game-winner lofting a 3-2 pitch from closer Paul Koss to right field to plate Buck with a sacrifice fly. USC attempted a comeback in the bottom of the 10th when center fielder Dale Legaspi led off the frame with a double to the right field gap off reliever Brett Bordes (2-3). After a sacrifice bunt to move Legaspi to third base, sophomore Zechry Zinicola got Blake Sharpe to strike out and, after an intentional walk to Clement, got right fielder Cyle Hankerd to bounce into a game-ending fielder's choice.



Sun Devil Baseball 2005 -- Game by Game Statistics

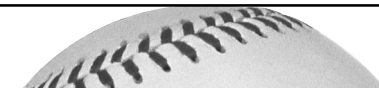


AB-R-H-RBI Breakdown for Arizona State Sun Devil Baseball (All games)

Opponent	Date	#7 BIANCAMA	#4 BUCK	#36 BUTLER	#9 CURTIS	#6 DHAENENS	#18 FOX	#39 GOSEWISC	#5 HOOFT	#14 LAGUNA	#3 LANDRY	#11 LARISH	#15 PERSICHI	#12 ROMINE	#2 SFERRA	#28 SOGARD	#13 STOCKFIS	#37 ZINICOLA
LBSU	Jan 28	3-0-0-1	4-1-2-0	4-0-3-2	1-0-1-0	1-0-1-0	5-1-1-0	3-0-2-0	1-0-0-0	1-0-0-0	4-1-1-0	4-0-0-0	2-0-0-0	3-0-0-0
LBSU	Jan 29	4-0-2-0	3-1-1-1	4-0-0-1	4-2-3-1	4-0-0-0	3-2-1-1	3-1-1-0	4-1-2-2	4-1-1-0
LBSU	Jan 30	1-0-0-0	4-0-1-0	4-0-1-1	2-0-0-0	1-0-0-0	4-0-2-0	3-0-1-0	1-0-0-0	4-1-1-0	3-0-0-0	2-0-1-0	2-0-0-0	4-0-2-0
NMSU	Feb 04	4-1-0-0	4-2-2-0	1-0-0-0	5-1-1-0	1-0-0-0	5-1-2-2	4-3-2-0	1-0-1-2	..Def..	4-1-4-4	0-1-0-0	3-0-1-0	4-1-1-0	3-1-1-2
GU	Feb 05	3-3-3-2	4-2-1-0	4-0-2-3	4-0-2-2	4-0-0-0	..Def..	4-1-0-0	1-0-0-0	4-1-3-2	4-1-2-1	5-2-1-0
OSU	Feb 06	2-1-1-0	4-1-0-0	5-0-2-1	1-0-0-0	1-0-0-0	4-1-1-2	4-0-0-0	1-0-0-1	3-2-1-0	1-0-0-0	2-0-1-0	4-1-1-1	3-0-1-1
NMSU	Feb 07	4-1-1-0	4-1-2-2	1-0-0-0	5-2-3-2	5-0-2-2	5-1-3-1	5-1-1-0	2-1-1-0	3-1-0-1	5-3-2-1
USA	Feb 12	3-2-2-2	1-0-0-0	4-0-0-0	..Def..	3-1-1-1	4-1-2-1	2-0-0-0	4-1-2-2	3-1-1-0	3-0-1-1	4-1-1-0
OKLA	Feb 12	4-0-1-1	5-2-2-1	4-0-1-0	3-2-1-0	2-0-0-0	4-1-2-4	4-0-2-0	3-1-1-1	4-0-2-0	1-1-0-0
GU	Feb 13	2-0-0-0	4-0-0-0	2-0-0-0	1-0-0-0	4-0-1-0	4-0-1-0	4-0-0-0	3-0-2-0	2-0-0-0	3-0-0-0	1-0-0-0
ARIZ	Feb 15	2-1-1-0	6-1-1-1	1-0-1-0	6-1-4-1	1-0-0-0	5-0-1-0	5-1-2-2	1-0-0-0	6-0-0-1	3-0-0-1	4-1-0-0	4-1-1-0	4-0-0-0
TULANE	Feb 18	2-1-0-0	4-0-0-0	1-0-0-0	3-0-2-0	1-0-0-0	1-0-0-0	3-0-1-0	3-0-0-0	1-0-0-0	4-0-1-1	1-0-0-0	2-0-0-0	3-0-1-1	1-1-0-0	4-0-1-0
TULANE	Feb 19	3-0-1-0	0-0-0-0	4-1-1-0	4-0-3-2	4-0-1-0	2-0-1-0	4-0-1-0	3-0-0-0	4-0-1-0	3-1-1-0	3-0-0-0
TULANE	Feb 20	4-0-1-0	4-0-1-0	3-0-0-0	3-1-1-2	4-0-0-0	4-0-1-0	3-1-1-1	4-0-2-0	4-1-1-0	1-0-0-0
ARIZ	Feb 23	1-0-0-0	5-0-0-0	4-0-1-0	2-0-0-0	..Def..	4-1-2-1	1-0-0-0	2-0-0-2	3-2-2-2	4-2-2-0	3-0-1-0	1-0-0-0	5-0-1-0
BU	Feb 25	3-0-0-0	4-2-2-4	4-0-0-0	2-0-1-1	3-1-0-0	2-0-0-0	4-0-0-0	3-1-0-0	3-1-2-0	1-0-0-0	..Def..
BU	Feb 26	2-0-1-0	5-3-4-1	..Def..	3-2-3-3	4-1-2-4	2-1-2-2	1-0-0-0	5-1-1-1	3-0-0-0	3-2-2-0	3-2-1-0	2-0-0-0	..Def..
BU	Feb 27	5-1-2-1	1-0-0-0	3-1-0-0	4-1-1-3	5-1-1-1	1-0-1-2	4-2-2-0	3-0-1-0	3-1-0-0	3-0-0-0	5-0-1-0
UNC	Mar 04	1-0-0-0	6-1-2-1	0-0-0-0	1-1-0-0	4-1-1-0	5-0-0-0	..Def..	4-0-1-0	5-0-1-1	2-0-0-0	5-0-1-0	6-1-2-0	..Def..
ECU	Mar 05	1-0-0-0	4-2-1-0	1-1-0-0	4-1-1-0	1-0-0-0	4-2-2-4	2-0-0-0	3-2-1-3	3-0-0-0	4-0-0-0	4-1-0-0	1-1-0-0
OHIOST	Mar 06	1-0-1-0	4-0-2-1	3-1-0-0	4-0-1-2	2-1-2-0	2-0-0-0	4-0-0-0	0-0-0-0	3-1-1-0	4-0-1-0
LSU	Mar 11	1-0-0-0	5-0-1-0	3-1-1-1	1-0-0-0	1-1-0-0	3-2-0-0	4-0-2-2	..Def..	4-1-1-0	2-0-1-1	3-0-2-1	5-0-0-0	2-0-1-0
WIU	Mar 12	1-0-0-0	6-4-4-4	2-0-1-0	6-1-2-2	2-1-1-1	5-3-4-0	3-1-0-0	4-3-3-0	..Def..	6-2-3-5	1-0-0-0	4-2-1-1	1-0-0-0	1-0-0-0	2-1-2-0	3-1-2-2
WIU	Mar 13	1-0-0-0	8-2-6-3	2-0-0-1	8-2-2-2	5-4-3-6	5-5-3-3	5-2-3-2	4-1-3-1	2-0-0-0	6-6-4-4	2-2-1-1	5-2-5-4	1-0-0-0	1-1-1-1	2-1-2-1	3-1-1-0
LSU	Mar 13	2-0-0-0	3-1-0-0	4-0-1-0	2-0-0-0	4-0-1-1	4-1-1-2	2-0-0-0	2-1-1-0	3-0-1-0	1-0-0-0	2-0-0-0Def..	4-0-1-0
OKLA	Mar 18	5-1-2-1	4-1-2-0	4-1-1-0	4-1-1-1	3-0-0-1	4-0-0-0	3-1-2-1	4-0-2-1	3-0-0-0
OKLA	Mar 19	4-1-2-0	4-1-2-0	2-0-0-0	2-1-0-0	2-0-0-0	2-0-1-1	3-0-0-1	..Def..	2-1-0-0	..Def..	4-1-0-0	1-0-0-0	3-0-1-1
OKLA	Mar 20	4-3-3-1	3-1-1-0	..Def..	4-0-0-0	3-1-1-1	3-0-2-3	4-0-0-0	3-1-2-0	2-0-0-0	4-0-0-0	1-0-0-0	1-0-0-0	1-0-0-0
USC	Mar 24	5-2-3-1	5-2-2-1	4-0-1-1	5-1-2-2	4-0-0-0	4-1-1-1	2-0-0-0	3-1-1-0	4-1-1-0
USC	Mar 25	2-0-1-0	5-2-1-0	6-2-3-3	4-2-3-2	2-1-0-0	6-4-5-4	3-1-1-1	3-1-1-0	..Def..	7-2-2-2	..Def..	4-1-2-0	4-1-2-2	1-0-0-0	1-0-1-0
USC	Mar 26	4-1-0-0	5-0-0-0	2-0-0-0	5-0-1-0	4-0-0-0	5-0-2-0	2-1-1-2	4-0-0-0	3-0-1-0



Sun Devil Baseball 2005 -- Game by Game Statistics



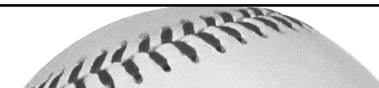
IP-H-R-ER-BB-SO Breakdown for Arizona State Sun Devil Baseball

(All games)

Opponent	Date	#21 ANDES	#45 AVERILL	#50 BARNETTE	#49 BORDES,B	#40 BRESNEHAN	#31 DRYANSKI	#17 GARRISON
Long Beach State	Jan 28	4.0- 9- 4- 3- 0- 6*	2.0- 0- 1- 0- 1- 2	1.2- 1- 0- 0- 1- 2	1.0- 0- 2- 0- 0- 0
Long Beach State	Jan 29
Long Beach State	Jan 30	0.2- 0- 0- 0- 0- 0	2.1- 3- 2- 2- 0- 3	4.0- 6- 3- 0- 0- 4*	0.2- 3- 1- 1- 1- 2	1.1- 4- 5- 5- 2- 2
New Mexico State	Feb 04	9.0- 7- 0- 0- 0- 14*
Gonzaga	Feb 05	1.0- 4- 3- 3- 1- 0
Oregon State	Feb 06	0.1- 5- 5- 5- 0- 1	4.1- 6- 6- 4- 2- 2*	4.1- 4- 1- 1- 1- 7
New Mexico State	Feb 07	0.1- 0- 0- 0- 0- 0
South Alabama	Feb 12	9.0- 5- 2- 1- 1- 8*
Oklahoma	Feb 12	3.2- 1- 0- 0- 1- 5	0.0- 1- 0- 0- 0- 0
Gonzaga	Feb 13	4.2- 3- 0- 0- 0- 3
Arizona	Feb 15	5.1- 5- 2- 1- 2- 3*	2.1- 3- 3- 3- 1- 2	5.1- 2- 0- 0- 2- 7
Tulane	Feb 18	3.0- 4- 1- 1- 1- 2
Tulane	Feb 19	5.0- 8- 5- 5- 1- 1*	1.0- 3- 2- 2- 1- 0	1.0- 0- 0- 0- 0- 2
Tulane	Feb 20	1.0- 3- 1- 1- 1- 0	3.2- 2- 3- 3- 1- 1	3.0- 4- 5- 5- 2- 1*
Arizona	Feb 23	1.2- 5- 5- 3- 0- 1*	1.1- 0- 0- 0- 0- 0	1.0- 3- 1- 1- 0- 2	2.1- 5- 2- 2- 0- 1	0.1- 2- 2- 2- 1- 0
Baylor	Feb 25
Baylor	Feb 26	1.0- 1- 0- 0- 0- 1	1.2- 0- 0- 0- 0- 2	2.0- 3- 1- 1- 1- 0	4.0- 2- 2- 1- 1- 2*	0.1- 2- 1- 1- 0- 1
Baylor	Feb 27	5.0- 6- 4- 4- 1- 4*	0.1- 2- 1- 0- 1- 1	0.1- 0- 0- 0- 0- 0
North Carolina	Mar 04
East Carolina	Mar 05	6.1- 6- 3- 2- 4- 3*	2.2- 1- 0- 0- 1- 1
Ohio State	Mar 06	3.0- 1- 0- 0- 1- 4	6.0- 5- 0- 0- 2- 4*
LSU	Mar 11	0.1- 1- 0- 0- 2- 0	2.1- 1- 0- 0- 0- 3	2.0- 1- 0- 0- 0- 0
Western Illinois	Mar 12	5.0- 7- 1- 1- 1- 4*	4.0- 1- 0- 0- 2- 5
Western Illinois	Mar 13	1.2- 7- 4- 4- 1- 2*	1.1- 1- 0- 0- 0- 0	1.0- 1- 0- 0- 0- 1
LSU	Mar 13	3.0- 6- 6- 5- 1- 6	0.1- 4- 4- 4- 3- 0*	2.0- 3- 1- 1- 1- 2
Oklahoma	Mar 18	2.2- 2- 0- 0- 0- 4
Oklahoma	Mar 19	9.0- 5- 1- 0- 2- 7*
Oklahoma	Mar 20	1.0- 2- 2- 2- 1- 1	3.0- 3- 0- 0- 1- 2	3.0- 2- 3- 3- 2- 3*
USC	Mar 24	2.0- 2- 4- 4- 2- 0	1.1- 3- 3- 3- 3- 2	0.0- 0- 2- 2- 2- 0	0.0- 2- 0- 0- 0- 0
USC	Mar 25	9.0- 4- 1- 0- 2- 5*
USC	Mar 26	1.0- 2- 0- 0- 0- 0



Sun Devil Baseball 2005 -- Game by Game Statistics



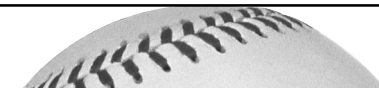
IP-H-R-ER-BB-SO Breakdown for Arizona State Sun Devil Baseball

(All games)

Opponent	Date	#47 MAROTZ	#41 SATOW	#34 URQUIDEZ	#37 ZINICOLA
Long Beach State	Jan 28				0.1- 0- 0- 0- 1- 1
Long Beach State	Jan 29	2.2- 2- 1- 1- 0- 4		5.0-10- 5- 5- 1- 4*	1.1- 1- 0- 0- 0- 1
Long Beach State	Jan 30				
New Mexico State	Feb 04				
Gonzaga	Feb 05			7.0- 6- 5- 4- 1- 4*	1.0- 1- 0- 0- 0- 0
Oregon State	Feb 06				
New Mexico State	Feb 07	5.2- 6- 3- 3- 0- 3*			3.0- 3- 7- 4- 4- 3
South Alabama	Feb 12				
Oklahoma	Feb 12			5.1- 9- 5- 4- 1- 3*	
Gonzaga	Feb 13				4.1- 3- 2- 0- 1- 4*
Arizona	Feb 15	0.2- 2- 2- 2- 0- 1			
Tulane	Feb 18			5.0- 6- 7- 6- 6- 7*	
Tulane	Feb 19	1.0- 2- 0- 0- 1- 1			
Tulane	Feb 20			0.1- 1- 0- 0- 0- 1	
Arizona	Feb 23	0.1- 1- 1- 1- 0- 0		1.0- 0- 0- 0- 0- 0	
Baylor	Feb 25			3.0- 1- 0- 0- 2- 4	6.0- 9- 3- 2- 0- 6*
Baylor	Feb 26				
Baylor	Feb 27			4.1- 2- 3- 0- 3- 2	
North Carolina	Mar 04			5.1- 0- 0- 0- 3- 9	5.2- 3- 3- 3- 4- 5*
East Carolina	Mar 05				
Ohio State	Mar 06				
LSU	Mar 11				3.1- 7- 6- 6- 3- 1*
Western Illinois	Mar 12				
Western Illinois	Mar 13		5.0- 9- 9- 6- 3- 1		
LSU	Mar 13			2.2- 7- 9- 7- 2- 2	
Oklahoma	Mar 18			1.1- 2- 0- 0- 0- 1	5.0- 2- 4- 4- 4- 5*
Oklahoma	Mar 19				
Oklahoma	Mar 20			2.0- 2- 0- 0- 1- 2	
USC	Mar 24	2.2- 1- 0- 0- 1- 3			2.0- 2- 0- 0- 1- 1*
USC	Mar 25				
USC	Mar 26			8.0- 6- 1- 1- 2- 1*	1.0- 0- 0- 0- 1- 1



Sun Devil Baseball 2005 -- Career/Season Statistics



	SEASON													CAREER													
Player	AVG	GP-GS	AB	R	H	2B	3B	HR	RBI	BB	HBP	SO	SB-ATT	AVG	GP-GS	AB	R	H	2B	3B	HR	RBI	BB	HBP	SO	SB-ATT	
4 Travis Buck.....	.362	31-31	138	36	50	13	3	2	22	10	2	21	9-12	.352	156-155	602	159	212	42	7	15	126	86	24	83	34-42	
39 Tuffy Gosewisch..	.347	31-31	121	24	42	6	2	5	33	9	7	17	3-5	.326	179-146	503	107	164	29	3	9	125	66	22	85	5-9	
9 Colin Curtis.....	.339	31-31	127	24	43	7	1	1	24	20	2	18	8-10	.315	88-88	317	61	100	18	1	6	60	58	8	57	20-24	
11 Jeff Larish.....	.320	31-31	122	31	39	8	1	12	33	23	2	29	4-5	.334	187-185	721	188	241	47	6	40	201	165	9	140	10-18	
5 Joey Hoof.....	.310	20-20	71	10	22	5	0	0	11	7	1	9	6-9	.310	20-20	71	10	22	5	0	0	11	7	1	9	6-9	
18 Willy Fox.....	.308	20-12	52	16	16	4	0	4	16	6	5	14	4-4	.308	20-12	52	16	16	4	0	4	16	6	5	14	4-4	
14 Rocky Laguna.....	.302	26-15	63	9	19	6	2	0	14	9	4	15	5-5	.302	26-15	63	9	19	6	2	0	14	9	4	15	5-5	
2 J.J. Sferra.....	.267	26-22	86	16	23	3	1	0	8	5	2	14	3-9	.267	26-22	86	16	23	3	1	0	8	5	2	14	3-9	
37 Zechry Zinicola..	.264	17-14	53	7	14	2	0	1	6	3	1	9	0-0	.275	70-47	153	27	42	10	0	4	32	15	2	31	0-0	
12 Andrew Romine....	.263	31-31	99	17	26	4	1	0	11	7	1	15	4-5	.263	31-31	99	17	26	4	1	0	11	7	1	15	4-5	
6 Seth Dhaenens....	.256	20-6	39	8	10	2	0	1	10	5	1	7	2-2	.252	65-33	135	35	34	5	0	1	18	29	1	31	5-9	
15 Joe Persichina...	.232	30-17	69	11	16	2	1	0	5	9	1	13	3-3	.292	83-59	219	38	64	9	2	1	29	29	6	30	6-7	
7 Vinny Biancamano.	.229	19-10	35	7	8	2	0	0	3	3	0	10	0-1	.229	19-10	35	7	8	2	0	0	3	3	0	10	0-1	

13 Austin Stockfisch	.833	7-0	6	3	5	0	0	0	1	0	0	0	0-0	.833	7-0	6	3	5	0	0	0	1	0	0	0	0-0	
36 DJ Butler.....	.200	11-3	10	1	2	0	0	0	1	2	1	5	1-1	.200	11-3	10	1	2	0	0	0	1	2	1	5	1-1	
16 Greg Bordes.....	.200	10-2	5	1	1	1	0	0	0	1	0	1	0-1	.200	10-2	5	1	1	1	0	0	0	1	0	1	0-1	
3 Jeff Landry.....	.143	12-3	14	1	2	0	0	0	0	2	0	5	1-1	.143	12-3	14	1	2	0	0	0	0	2	0	5	1-1	
28 Eric Sogard.....	.143	10-2	14	2	2	0	0	0	1	2	0	3	0-0	.143	10-2	14	2	2	0	0	0	1	2	0	3	0-0	
25 Eric Williams....	.000	4-0	0	0	0	0	0	0	0	0	0	0	0-0	.000	4-0	0	0	0	0	0	0	0	0	0	0	0-0	

Totals.....	.302	31-31	1124	224	340	65	12	26	199	123	30	205	53-73														
Opponents.....	.274	31-31	1115	187	306	62	9	27	171	108	32	235	20-37														

(All games Sorted by Earned run avg)

Player	ERA	W-L	APP	GS	CG	SHO/CBO	SV	IP	H	R	ER	BB	SO	ERA	W-L	APP	GS	CG	SHO/CBO	SV	IP	H	R	ER	BB	SO
45 Erik Averill.....	3.31	5-2	9	8	3	1/0	0	54.1	55	24	20	12	47	4.11	17-8	55	27	3	1/3	2	216.2	225	115	99	54	164
40 Pat Bresnehan....	3.76	2-2	12	6	1	0/1	0	38.1	35	18	16	17	35	4.29	5-4	35	7	1	0/2	5	79.2	76	46	38	44	80
49 Brett Bordes.....	3.93	2-3	15	2	0	0/1	1	34.1	34	20	15	10	21	5.34	6-5	55	10	0	0/4	2	96.0	94	65	57	69	86
34 Jason Urquidez...	4.83	4-2	13	5	0	0/0	1	50.1	52	35	27	22	40	3.89	16-5	32	22	1	0/1	1	148.0	142	75	64	69	134
37 Zechry Zinicola..	5.18	2-2	11	6	0	0/0	2	33.0	31	25	19	19	28	4.03	6-4	36	10	0	0/0	10	89.1	83	49	40	39	85
50 Tony Barnette....	8.16	2-1	17	3	0	0/0	0	32.0	49	35	29	14	34	8.16	2-1	17	3	0	0/0	0	32.0	49	35	29	14	34

21 Quentin Andes....	0.00	0-0	3	0	0	0/0	0	2.0	2	0	0	2	1	4.28	5-1	24	0	0	0/0	2	33.2	34	17	16	20	28
31 Kevin Dryanski...	3.18	0-0	6	0	0	0/0	0	11.1	14	6	4	2	6	3.18	0-0	6	0	0	0/0	0	11.1	14	6	4	2	6
47 Ty Marotz.....	4.85	0-1	6	1	0	0/0	0	13.0	14	7	7	2	12	5.66	0-1	23	4	0	0/1	0	35.0	38	24	22	17	37
17 Seth Garrison....	10.29	0-0	6	0	0	0/0	1	7.0	11	8	8	5	10	10.29	0-0	6	0	0	0/0	1	7.0	11	8	8	5	10
41 Josh Satow.....	10.80	1-0	1	0	0	0/0	0	5.0	9	9	6	3	1	10.80	1-0	1	0	0	0/0	0	5.0	9	9	6	3	1

Totals.....	4.75	18-13	31	31	4	2/1	5	280.2	306	187	148	108	235													
Opponents.....	6.07	13-18	31	31	0	1/1	7	275.2	340	224	186	123	205													



Sun Devil Baseball 2005

Position Players Single Game and Career Highs

#2 J.J. Sferra, OF (Phoenix, Ariz.)

Category	2005 Best
At Bats	6 (UNC; 3/4)
Runs	3 (NMSU; 2/7)
Hits	2 - 7x (USC; 3/25)
RBI	2 - 2x (USC; 3/25)
BB	1 - 4x (USC; 3/25)
SB	2 (NMSU; 2/4)
2B	1 - 3x (Oklahoma; 2/12)
3B	1 (NMSU; 2/7)
Hit Streak	4 games

#3 Jeff Landry, INF (Walnut Creek, Calif.)

Category	2005 Best
At Bats	4 (UNC; 3/4)
Runs	None
Hits	1 (UNC; 3/4)
RBI	None
BB	2 (Ohio State; 3/6)
SB	1 (UNC; 3/4)
2B	None
HR	None
Hit Streak	1

#4 Travis Buck, OF (Richland, Wash.)

Category	2005 Best	Career Best (last)
At Bats	8 (WIU; 3/13)	Same
Runs	4 (WIU; 3/12)	4 - 2x (WIU; 3/12/05)
Hits	6 (WIU; 3/13)	Same
RBI	4 - 2x (WIU; 3/12)	8 (UConn; 2/29/04)
BB	1 - 10x (USC; 3/26)	3 (FSU; 2/8/04)
SB	1 - 9x (USC; 3/26)	2 - 2x (SUU; 2/7/03)
2B	2 - 3x (USC; 3/24)	4 (UConn; 2/28/04)
HR	1 - 2x (OKLA; 3/20)	1 - 15x (OKLA; 3/20/05)
Hit Streak	9 games	16 games

#5 Joey Hooft, INF (Reno, Nev.)

Category	2005 Best	Career Best (last)
At Bats	5 - 2x (Arizona; 2/15)	6 - 3x (Pace; 5/4/03)
Runs	3 (NMSU; 2/4)	4 (Pace; 5/3/03)
Hits	3 (LBSU; 1/29)	5 (Florida; 2/15/04)
RBI	3 (Oklahoma; 3/20)	7 (Pace; 5/2/03)
BB	1 - 6x (Oklahoma; 3/20)	3 (Rutgers; 3/13/04)
SB	2 (Arizona; 2/15)	3 (Jacksonville; 5/9/04)
2B	2 (NMSU; 2/7)	Same
HR	None	2 (Pace 5/2/03)
Hit Streak	4 games	N/A

#6 Seth Dhaenens, INF (Chandler, Ariz.)

Category	2005 Best	Career Best (last)
At Bats	5 (WIU; 3/13)	5 - 4x (WIU; 3/13/05)
Runs	4 (WIU; 3/13)	4 - 2x (WIU; 3/13/05)
Hits	3 - 2x (USC; 3/25)	3 - 3x (USC; 3/25/05)
RBI	6 (WIU; 3/13)	Same
BB	2 (USC; 3/26)	3 - 2x (WASH; 3/28/04)
SB	1 - 2x (OKLA; 3/18)	1 - 5x (OKLA; 3/18/05)
2B	1 - 2x (USC; 3/25)	1 - 5x (USC; 3/25/05)
HR	1 (WIU; 3/13)	Same
Hit Streak	2 games	6 games

#7 Vinny Biancamano, INF (Glendale, Ariz.)

Category	2005 Best
At Bats	4 (NMSU; 2/4)
Runs	3 (Gonzaga; 2/5)
Hits	3 (Gonzaga; 2/5)
RBI	2 (Gonzaga; 2/5)
BB	1 (LBSU; 1/28)
SB	None
2B	1 (Gonzaga; 2/5)
HR	None
Hit Streak	2 games

#9 Colin Curtis, OF (Issaquah, Wash.)

Category	2005 Best	Career Best (last)
At Bats	8 (WIU; 3/13)	Same
Runs	2 - 3x (USC; 3/25)	3 - 2x (CSUN; 2/13/04)
Hits	4 (Arizona; 2/15)	Same
RBI	3 (Gonzaga; 2/5)	5 (NMSU; 5/3/04)
BB	4 (UNC; 3/4)	Same
SB	2 (Gonzaga; 2/5)	2 - 2x (Gonzaga; 2/5/05)
2B	2 (WIU; 3/12)	2 - 2x (WIU; 3/12/-5)
HR	1 (USC; 3/25)	1 - 6x (USC; 3/25/05)
Hit Streak	9 games	9 games

#11 Jeff Larish, 1B/OF (Tempe, Ariz.)

Category	2005 Best	Career Best (last)
At Bats	7 (USC; 3/25)	Same
Runs	6 (WIU; 3/13)	Same
Hits	4 - 2x (WIU; 3/13)	4 - 6x (WIU; 3/13/05)
RBI	5 (WIU; 3/12)	9 (SDSU; 1/26/03)
BB	3 (USC; 3/24)	4 (WSU; 4/27/03)
SB	1 - 4x (USC; 3/24)	1 - 8x (WIU; 3/13/05)
2B	2 (Tulane; 2/20)	4 (Arizona; 5/25/03)
HR	2 - 3x (WIU; 3/13)	2 - 5x (WIU; 3/13/05)
Hit Streak	4 games	17 games

#12 Andrew Romine, SS (Lake Forest, Calif.)

Category	2005 Best
At Bats	5 - 2x (WIU; 3/13)
Runs	2 - 2x (WIU; 3/13)
Hits	5 (WIU; 3/13)
RBI	4 (WIU; 3/13)
BB	2 (Arizona; 2/15)
SB	1 - 2x (OSU; 2/6)
2B	1 - 4x (WIU; 3/13)
3B	1 (LBSU; 1/29)
HR	None
Hit Streak	5 games

#13 Austin Stockfisch, C (Scottsdale, Ariz.)

Category	2005 Best
At Bats	2 - 2x (WIU; 3/13)
Runs	1 - 2x (WIU; 3/12)
Hits	2 - 2x (WIU; 3/13)
RBI	1 (WIU; 3/13)
BB	None
SB	None
2B	None
HR	None
Hit Streak	2 games



Sun Devil Baseball 2005

Position Players/Pitchers Single-Game and Career Highs

#14 Rocky Laguna, OF (Yuma, Ariz.)

Category	2005 Best
At Bats	5 - 2x (USC; 3/26)
Runs	3 (WIU; 3/12)
Hits	3 - 3x (WIU; 3/13)
RBI	2 - 3x (LSU; 3/11)
BB	2 (USC; 3/25)
SB	4 (NMSU; 2/7)
2B	1 - 6x (USC; 3/25)
HR	None
Hit Streak	4 games

#15 Joe Persichina, INF (Rollings Hills Estates, Calif.)

Category	2005 Best	Career Best (last)
At Bats	4 - 4x (Baylor; 2/25)	5 - 5x (Stanford; 5/30/04)
Runs	2 - 2x (WIU; 3/13)	3 (ECU; 3/7/04)
Hits	2 - 4x (OKLA; 3/18)	4 (WSU; 4/23/04)
RBI	1 - 5x (OKLA; 3/18)	3 (ORU; 4/8/04)
BB	3 (NMSU; 2/7)	Same
SB	1 (NMSU; 2/7)	1 - 4x (NMSU; 2/7/05)
2B	1 - 2x (WIU; 3/13)	2 (ECU; 3/7/04)
3B	None	1 (ORU; 4/8/04)
HR	None	1 (MEM; 2/21/04)
Hit Streak	3 games	3 games

#16 Greg Bordes, INF (Mesa, Ariz.)

Category	2005 Best
At Bats	2 (WIU; 3/12)
Runs	1 (WIU; 3/13)
Hits	1 (WIU; 3/13)
RBI	None
BB	1 (UNC; 3/4)
SB	None
2B	1 (WIU; 3/13)
HR	None
Hit Streak	1 game

#18 Willy Fox, INF (Scottsdale, Ariz.)

Category	2005 Best
At Bats	5 - 2x (WIU; 3/13)
Runs	5 (WIU; 3/13)
Hits	4 (WIU; 3/12)
RBI	4 (Baylor; 2/26)
BB	2 (WIU; 3/13)
SB	2 (UNC; 3/4)
2B	2 (WIU; 3/12)
HR	1 - 4x (WIU; 3/13)
Hit Streak	4 games

#25 Eric Williams, OF (Carmel, NY)

Category	2005 Best
At Bats	None
Runs	None
Hits	None
RBI	None
BB	None
SB	None
2B	None
HR	None
Hit Streak	None

#28 Eric Sogard, 3B (Phoenix, Ariz.)

Category	2005 Best
At Bats	5 (Baylor; 2/27)
Runs	1 (ECU; 3/5)
Hits	1 (Baylor; 2/27)
RBI	None
BB	1 - 2x (ECU; 3/5)
SB	None
2B	None
HR	None
Hit Streak	1 game

#36 DJ Butler, OF (Benicia, Calif.)

Category	2005 Best
At Bats	2 (WIU; 3/12)
Runs	1 (ECU; 3/5)
Hits	1 - 2x (WIU; 3/12)
RBI	None
BB	1 (Tulane; 2/19)
SB	1 (WIU; 3/12)
2B	None
HR	None
Hit Streak	1 game

#37 Zechry Zinicola, 1B/DH (San Bernadino, Calif.)

Category	2005 Best	Career Best (last)
At Bats	5 (Gonzaga; 2/5)	7 (UNM; 5/18/04)
Runs	2 (Gonzaga; 2/5)	4 (NMSU; 5/3/04)
Hits	2 - 2x (WIU; 3/12)	2 - 9x (WIU; 3/12/05)
RBI	2 - 2x (WIU; 3/12)	3 (UConn; 2/29/04)
BB	1 - 3x (Oklahoma; 3/19)	3 (WST; 4/27/04)
SB	None	None
2B	1 (LBSU; 1/29)	2 (NMSU; 5/3/04)
HR	1 (WIU; 3/12)	1 - 4x (WIU; 3/12)
Hit Streak	6 games	6 games

#39 Tuffy Gosewisch, C (Scottsdale, Ariz.)

Category	2005 Best	Career Best (last)
At Bats	6 (USC; 3/25)	Same
Runs	4 (USC; 3/25)	Same
Hits	5 (USC; 3/25)	Same
RBI	4 - 2x (USC; 3/25)	4 - 3x (USC; 3/25/05)
BB	2 - 2x (Ohio State; 3/6)	2 - 11x (Ohio State; 3/6/05)
SB	1 - 3x (WIU; 3/13)	1 - 5x (WIU; 3/13/05)
2B	3 (NMSU; 2/7)	Same
HR	1 - 5x (OKLA; 3/20)	1 - 9x (OKLA; 3/20/05)
Hit Streak	11 games	11 games

#17 Seth Garrison, RHP (Coppell, Texas)

Category	2005 Best
Innings	4.0 (WIU; 3/12)
Runs Allowed	5 (LBSU; 1/30)
ER Allowed	5 (LBSU; 1/30)
K's	5 (WIU; 3/12)
BB	2 - 2x (WIU; 3/12)
Hits Allowed	4 (LBSU; 1/30)
WP	None
HBP	None
Pitches	73 (WIU; 3/12)



Sun Devil Baseball 2005

Pitchers Single-Game and Career Highs

#21 Quentin Andes, RHP (Albuquerque, N.M.)

Category	2005 Best	Career Best (last)
Innings	1.0 (Baylor; 2/26)	4.0 (Stanford; 5/28/04)
Runs Allowed	None	3 (USC; 4/4/04)
ER Allowed	None	3 (USC; 4/4/04)
K's	1 (Baylor; 2/26)	4 - 2x (NMSU; 5/4/04)
BB	2 (LSU; 3/11)	3 (UConn; 2/27/04)
Hits Allowed	1 - 2x (LSU; 3/11)	4 (USC; 4/4/04)
WP	None	1 - 2x (Stanford; 5/28/04)
HBP	None	1 - 5x (Stanford; 5/28/04)
Pitches	20 (LSU; 3/11)	51 (Stanford; 5/28/04)

#31 Kevin Dryanski, RHP (Phoenix, Ariz.)

Category	2005 Best	Career Best (last)
Innings	3.0 (Tulane; 2/18)	
Runs Allowed	2 - 2x (Arizona; 2/23)	
ER Allowed	2 (Arizona; 2/23)	
K's	2 - 2x (LSU; 3/13)	
BB	1 - 2x (LSU; 3/13)	
Hits Allowed	5 (Arizona; 2/23)	
WP	1 - 2x (Tulane; 2/18)	
HBP	2 (LBSU; 1/28)	
Pitches	55 (Tulane; 2/18)	

#34 Jason Urquidez, RHP (Simi Valley, Calif.)

Category	2005 Best	Career Best (last)
Innings	8.0 (USC; 3/26)	9.0 (Rice; 2/22/04)
Runs Allowed	9 (LSU; 3/13)	Same
ER Allowed	7 (LSU; 3/13)	Same
K's	9 (UNC; 3/4)	12 (OSU; 5/15/04)
BB	6 (Tulane; 2/18)	6 - 2x (Tulane; 2/18/05)
Hits Allowed	10 (LBSU; 1/29)	10 (LBSU; 1/29/05)
WP	1 - 3x (Baylor; 2/27)	1 - 5x (Baylor; 2/27/05)
HBP	1 - 3x (USC; 3/26)	2 (WSU; 4/24/04)
Pitches	115 (Tulane; 2/18)	141 (USC; 4/2/04)

#37 Zechry Zinicola, RHP (San Bernadino, Calif.)

Category	2005 Best	Career Best (last)
Innings	6.0 (Baylor; 2/25)	7.0 (Cal; 3/21/04)
Runs Allowed	7 (NMSU; 2/7)	Same
ER Allowed	6 (LSU; 3/11)	Same
K's	6 (Baylor; 2/25)	Same
BB	4 - 3x (OKLA; 3/18)	Same
Hits Allowed	9 (Baylor; 2/25)	Same
WP	2 - 2x (OKLA; 3/18)	Same
HBP	3 (OKLA; 3/18)	Same
Pitches	103 (UNC; 3/4)	103 - 2x (UNC; 3/4/05)

#40 Pat Bresnehan, RHP (Sherborn, Mass.)

Category	2005 Best	Career Best (last)
Innings	9.0 (USC; 3/25)	Same
Runs Allowed	5 (Tulane; 2/20)	6 (ORU; 4/8/04)
ER Allowed	5 (Tulane; 2/20)	Same
K's	7 - 2x (Arizona; 2/15)	7 - 3x (Arizona; 2/15/05)
BB	3 (LSU; 3/13)	4 - 2x (ORU; 4/8/04)
Hits Allowed	5 (Ohio State; 3/6)	6 (Cal; 3/21/04)
WP	1 (LBSU; 1/30)	1 - 4x (WSU; 4/25/04)
HBP	2 (LBSU; 1/28)	Same
Pitches	119 (USC; 3/25)	Same

#41 Josh Satow, LHP (Scottsdale, Ariz.)

Category	2005 Best	Career Best (last)
Innings	5.0 (WIU; 3/13)	
Runs Allowed	9 (WIU; 3/13)	
ER Allowed	6 (WIU; 3/13)	
K's	1 (WIU; 3/13)	
BB	3 (WIU; 3/13)	
Hits Allowed	9 (WIU; 3/13)	
WP	None	None
HBP	None	None
Pitches	88 (WIU; 3/13)	

#45 Erik Averill, LHP (Orange, Calif.)

Category	2005 Best	Career Best (last)
Innings	9.0 - 3x (Oklahoma; 3/19)	Same
Runs Allowed	5 (Tulane; 2/19)	7 (Gonzaga; 2/16/04)
ER Allowed	5 (Tulane; 2/19)	6 (WASH; 3/26/04)
K's	14 (NMSU; 2/4)	Same
BB	4 (ECU; 3/5)	Same
Hits Allowed	9 (LBSU; 1/28)	12 (CSF; 6/5/04)
WP	2 (LBSU; 1/28)	2 - 2x (LBSU; 1/28/05)
HBP	2 (Tulane; 2/19)	4 (USC; 3/29/03)
Pitches	130 (USA; 2/12)	Same

#47 Ty Marotz, RHP (Crystal Lake, Ill.)

Category	2005 Best	Career Best (last)
Innings	5.2 (NMSU; 2/7)	Same
Runs Allowed	3 (NMSU; 2/7)	3 - 4x (NMSU; 2/7/05)
ER Allowed	3 (NMSU; 2/7)	3 - 2x (NMSU; 2/7/05)
K's	4 (LBSU; 1/29)	5 (NMSU; 5/19/04)
BB	1 (Tulane; 2/19)	2 - 2x (NMSU; 5/19/04)
Hits Allowed	6 (NMSU; 2/7)	7 (NMSU; 5/19/04)
WP	None	1 - 3x (STAN; 5/30/04)
HBP	None	None
Pitches	78 (NMSU; 2/7)	Same

#49 Brett Bordes, LHP (Mesa, Ariz.)


Category	2005 Best	Career Best (last)
Innings	4.2 (GU; 2/13)	6.0 - 2x (WASH; 3/27/04)
Runs Allowed	6 (OSU; 2/6)	6 - 3x (OSU; 2/6/05)
ER Allowed	4 (OSU; 2/6)	6 - 2x (ARIZ; 5/23/04)
K's	4 (LBSU; 1/30)	10 (Arizona; 2/24/04)
BB	2 (OSU; 2/6)	5 (WASH; 3/27/04)
Hits Allowed	6 - 2x (OSU; 2/6)	6 - 3x (OSU; 2/6/05)
WP	None	1 - 3x (UCLA; 4/18/04)
HBP	None	2 (Cal; 3/20/04)
Pitches	90 (OSU; 2/6)	106 (WASH; 3/27/04)

#50 Tony Barnette, RHP (Federal Way, Wash.)

Category	2005 Best	Career Best (last)
Innings	5.1 (Arizona; 2/15)	
Runs Allowed	6 (LSU; 3/13)	
ER Allowed	5 - 3x (LSU; 3/13)	
K's	6 (LSU; 3/13)	
BB	3 (USC; 3/24)	
Hits Allowed	7 (WIU; 3/13)	
WP	None	
HBP	1 - 3x (Arizona; 2/23)	
Pitches	90 (Arizona; 2/15)	



Sun Devil Baseball 2005



Last Time it Happened in Sun Devil Baseball...

(Through 31 Games of 2005 Season)

Hitting Categories:

A SUN DEVIL HIT A GRAND SLAM: Travis Buck, Feb. 25, 2005 vs. Baylor (7th inning at Packard Stadium)
 ASU HIT A WALK-OFF HOME RUN: Jeff Larish, March 18, 2005 vs. Oklahoma (solo home run in bottom of ninth inning)
 A SUN DEVIL LED OFF A GAME WITH A HR: Dustin Pedroia, Mar. 13, 2004 vs. #11 Tulane (1-1 count at Packard Stadium)
 A SUN DEVIL HIT FOR THE CYCLE: Travis Buck, March 7, 2003 vs. Southern Utah (19-0 win)
 THE DEVILS HIT FOR THE CYCLE TO OPEN A GAME: April 27, 2003 vs. Washington State in first inning (HR/2B/1B/3B)
 THE DEVILS HIT BACK-TO-BACK HOME RUNS: Tuffy Gosewisch and Jeff Larish, March 13, 2005 vs. Western Illinois (1st inning)
 A SUN DEVIL HIT TWO HOME RUNS IN ONE GAME: Jeff Larish, March 13, 2005 vs. Western Illinois (4-for-6, 6 R, 4 RBI, 3-R HR, Solo HR)
 A SUN DEVIL HIT THREE HOME RUNS IN A GAME: Jeremy West, April 27, 2003 vs. Washington State
 A SUN DEVIL HAD 5 HITS IN A GAME: Tuffy Gosewisch, March 25, 2005 at USC (5-for-6, 4 R, 4 RBI)
 A SUN DEVIL HAD 6 HITS IN A GAME: Travis Buck, March 13, 2005 vs. Western Illinois (6-for-8, 3 RBI)
 A SUN DEVIL HAD 7 HITS IN A GAME: Jerry Mantlo, Feb. 6, 1972, vs. Michigan
 A SUN DEVIL HAD 3 DOUBLES IN A GAME: Tuffy Gosewisch, Feb. 7, 2005 vs. New Mexico State (11-10 victory)
 A SUN DEVIL HAD 4 DOUBLES IN A GAME: Travis Buck, Feb. 28, 2004 vs. Connecticut (16-5 victory)
 A SUN DEVIL HIT 2 TRIPLES IN A GAME: Travis Buck, March 12, 2005 vs. Western Illinois (19-1 victory at Alex Box Stadium)
 A SUN DEVIL HAD 7 RBI IN A GAME: Nick Walsh, April 27, 2003 vs. Washington State
 A SUN DEVIL HAD 8 RBI IN A GAME: Travis Buck, Feb. 29, 2004 vs. UConn (5-for-5, HR, 2B)
 A SUN DEVIL HAD 9 RBI IN A GAME: Jeremy West, April 27, 2003 vs. Washington State
 A SUN DEVIL STOLE 4 BASES IN A GAME: Rocky Laguna, Feb. 7, 2005 vs. New Mexico State (ties school record)
 A SUN DEVIL STRAIGHT STEAL OF HOME: Colin Curtis, Feb. 20, 2004 vs. Lamar (Reckling Park, Houston, Texas, 8th inning)
 A SUN DEVIL STRUCK OUT FOUR OR MORE TIMES IN A GAME: Jeff Larish, March 4, 2005 vs. North Carolina
 A SUN DEVIL WALKED FOUR TIMES IN A GAME: Colin Curtis, March 4, 2005 vs. North Carolina (0-for-1, 4 BB, HBP)
 A SUN DEVIL HITTER STRANDED SIX RUNNERS ON BASE: Tuffy Gosewisch (6), January 28, 2005 vs. Long Beach State
 A SUN DEVIL RECORDED 13 TOTAL BASES: Jeremy West (14), April 27, 2003 vs. Washington State (3 HR, 2 1B)
 A SUN DEVIL HAD TWO SAC BUNTS IN A GAME: Travis Buck, April 23, 2005 at Washington State
 A SUN DEVIL SCORED FIVE RUNS IN A GAME: Jeff Larish, March 13, 2005 vs. Western Illinois (6 runs scored)
 A SUN DEVIL WAS HIT BY PITCHES TWO OR MORE TIMES: Travis Buck (2), April 25, 2003 vs. Washington State
 AN OPPONENT HIT TWO HOME RUNS IN ONE GAME: Ryan Patterson (LSU), March 13, 2005 at Alex Box Stadium
 AN OPPONENT HIT A WALK-OFF HOME RUN: Jodran Brown (Arizona), Feb. 15, 2005 at Kindall Field (2-run HR in 14th inning)
 AN OPPONENT HIT A LEADOFF HOME RUN: Nathan Southard (Tulane), Feb. 18, 2005 at Turchin Stadium (off Jason Urquidez)

Pitching Categories:

A SUN DEVIL PITCHER THREW A NO-HITTER: Kevin Rawitzer, March 2, 1993, vs. Southern Utah (ASU 7, SUU 0)
 A SUN DEVIL PITCHER THREW A PERFECT GAME: Eddie Bane, March 2, 1973, vs. Cal State Northridge (ASU 9, CSUN 0)
 A SUN DEVIL PITCHER THREW A ONE-HITTER: Drew Friedberg, Jan. 24, 1999, vs. Hawaii-Hilo (ASU 10, Hilo 0)
 A SUN DEVIL PITCHER THREW A TWO-HITTER: Will Waldrip, Jan. 23, 1999, vs. Hawaii-Hilo (ASU 3, Hilo 0)
 ARIZONA STATE WAS NO-HIT: Phil Keller (Stanford), March 23, 1970 (Stanford 1, ASU 0)
 ARIZONA STATE WAS ONE-HIT: Alan Dunn/Tim Meacham (Alabama), June 10, 1983 (Alabama 6, ASU 0)
 A SUN DEVIL PITCHER THREW A COMPLETE GAME: Pat Bresnehan, March 25, 2005 at USC (17-1 win)
 A SUN DEVIL PITCHER THREW A COMPLETE GAME SHUTOUT: Erik Averill, Feb. 4, 2005 vs. New Mexico State (12-0 victory)
 A SUN DEVIL PITCHER THREW BACK-TO-BACK COMPLETE GAMES: Erik Averill (2/4, 2/12, 2005)
 AN OPPOSING PITCHER THREW A COMPLETE GAME: Mark Romanczuk (Stanford), March 24, 2003 (4-2 Stanford Win)
 THE SUN DEVILS SHUT OUT AN OPPONENT (1 OR MORE PITCHERS): Ohio State (3-0), March 6, 2005 (2 times in 2005)
 THE SUN DEVILS WERE SHUT OUT: Gonzaga, February 13, 2005 (Gonzaga 2, ASU 0)
 A SUN DEVIL STRUCK OUT 10 OR MORE BATTERS IN A GAME: Erik Averill (14), Feb. 4, 2005 vs. New Mexico State (CG)
 A SUN DEVIL STRUCK OUT 15 OR MORE BATTERS IN A GAME: Mike Esposito (17), March 29, 2002 vs. UW
 AN OPPOSING PITCHER STRUCK OUT 10 OR MORE SUN DEVILS: Andrew Miller, North Carolina, (12), March 4, 2005 (at East Carolina)
 THE SUN DEVIL PITCHING STAFF DID NOT WALK A BATTER: at New Mexico State, Feb. 4, 2005 (12-0 win)
 A SUN DEVIL PITCHER RECORDED 10 WINS IN A SEASON: Jason Urquidez (2004) -- 12-3
 A SUN DEVIL PITCHER HIT THREE BATTERS IN A GAME: Jeff Mousser (3), April 4, 2004 vs. USC (10-3 loss at Packard Stadium)

Fielding Categories:

THE SUN DEVILS HAD NO ERRORS IN A GAME: March 26, 2005 (2-1 win over No. 21 USC) - 5 times in 2005.
 THE SUN DEVILS COMMITTED FIVE ERRORS IN A GAME: February 27, 2005 vs. #8 Baylor (8-7 loss in 10 innings)
 A SUN DEVIL COMMITTED THREE OR MORE ERRORS IN A GAME: Jeff Landry, March 13, 2005 at LSU (3)
 A SUN DEVIL HAD 15 OR MORE PUTOUTS IN A GAME: Tuffy Gosewisch (16), Feb. 8, 2004 vs. Florida State
 A SUN DEVIL HAD 20 OR MORE PUTOUTS IN A GAME: Jeff Phelps (21), March 6, 1999, vs. Stanford
 A SUN DEVIL HAD EIGHT OR MORE ASSISTS IN A GAME: Dennis Wyrick (SS), Feb. 6, 2000, vs. Florida State
 THE SUN DEVILS TURNED FIVE DOUBLE PLAYS IN A GAME: May 7, 1999, vs. Washington (Husky Ballpark)
 THE SUN DEVILS TURNED A TRIPLE PLAY: April 16, 2004 at UCLA (Travis Buck (RF), Dustin Pedroia (SS), Seth Dhaenens (3B)).

Scoring and Misc. Categories:

THE SUN DEVILS RECORDED 20 OR MORE HITS: 35, March 13, 2005 vs. Western Illinois (school record in hits)
 THE SUN DEVILS RECORDED 20 HITS IN BACK-TO-BACK GAMES: March 12-13 vs. Western Illinois (23/35)
 THE SUN DEVILS SCORED 20 OR MORE RUNS: 30, March 13, 2005 vs. Western Illinois (30-13 victory in Baton Rouge, La.)
 THE SUN DEVILS SCORED 30 OR MORE RUNS: 30, March 13, 2005 vs. Western Illinois (30-13 victory in Baton Rouge, La.)
 THE SUN DEVILS SCORED 10 OR MORE RUNS IN AN INNING: (15 - 9th), March 13, 2005 vs. Western Illinois (16 hits, 15 runs)
 THE SUN DEVILS LEFT 15 OR MORE RUNNERS ON BASE: Florida State (15) -- 12-6 win at Packard Stadium.
 ASU SWEPT A THREE-GAME PAC-10 SERIES: Oregon State; May 14-16, 2004 (9-3, 3-1, 8-4)
 ASU WAS SWEPT IN A PAC-10 SERIES: at UCLA, April 16-18, 1999 (11-10 L, 9-3 L, 8-6 L)
 ASU WAS SWEPT IN A PAC-10 SERIES AT HOME: vs. USC, March 27-29, 1997 at Packard Stadium (12-7 L, 15-4 L, 11-7 L)
 THE SUN DEVILS PLAYED EXTRA INNINGS: at No. 21 USC, March 26, 2005 at Dedeaux Field (2-1 win in 10 innings)
 THE SUN DEVILS PLAYED 14 OR MORE INNINGS: at Arizona, Feb. 15, 2005 at Kindall Field at Sancet Stadium (7-6 loss on walk-off HR)
 THE SUN DEVILS PLAYED BACK-TO-BACK EXTRA-INNING GAMES: Feb. 27, 2005 (Baylor - 10) and Mar. 4, 2005 (North Carolina - 11)
 ASU PLAYED A GAME OVER 5 HOURS: at Arizona, Feb. 15, 2005, 5:13 (7-6 loss in 14 innings)

